



Sircap®

Perfect
PAINTS

MODERN | TECHNOLOGY
| WALLPAINTS

CONTACT US FOR MORE

www.sircapaints.com

Sirca®



PEACE AND HAPPINESS

hygge

refers to
'being enveloped
with a sense of unity
and security'.



Sirca India's Italian products range beautifies your home with eternal finesse. Bring Italy to your home with all things Italian because richness & beauty begins with Sirca, Your Italian Autograph...





Table of **CONTENTS**

— 06

ABOUT US

— 08

WATER BASED
COATINGS

— 12

EXTERIORS

ALL WEATHER PROOF EMULSIONS

Tulip 14

SUPERIOR EXTERIOR EMULSIONS

Rossa 16

Rossa Shyne 18

VALUE EXTERIOR EMULSIONS

Stellar Glow 20

Stellar 22

Stellar Lite 24

SIRCA Cement Paint 26

28 —

INTERIORS

- LUXURY INTERIOR EMULSIONS
 - 30 Amore Shine
 - 32 Fresco
 - 34 Fresco Plus

- SUPERIOR INTERIOR EMULSIONS
 - 36 Serene

- VALUE INTERIOR EMULSIONS
 - 38 Rovere Glow
 - 40 Rovere
 - 42 Rovere Lite

- 44 SIRCA ACRYLIC DISTEMPER

46 —

EXTERIORS & INTERIORS

- EMULSION
 - 48 Double Face

- PRIMERS
 - 49 Cosmo Primer
 - 55 Red Oxide Primer
 - 56 Primo Oil Interior Primer

- PUTTY
 - 50 Sirca Wall Putty
 - 51 Sirca Acrylic Wall Putty


- 52 TEXTURES

- METALLIC EMULSION
 - 53 Metallika

- ENAMEL
 - 54 Sirca Lush Glow Hi Gloss Enamel

- 57 DAMP PROOF EMULSION

- 58 SIRCA UNIVERSAL STAINERS



ABOUT US

The sole motto is to breathe life into your walls; into your homes.

Originally incorporated at New Delhi, an idea was first seeded as Sircolor Wood Coatings Private Limited when January 19, 2006, witnessed the epic beginning. The journey eventually unfolds in the name of Sirca Paints India Limited.

Serving quality since inception, Sirca's vision lies in bringing imagination to reality to match the strong needs, desires, and progression of Indian houses. What makes masses trust the brand is its promise of providing innovative finish with timely completion. Every product at Sirca is backed by research-based knowledge and is formulated keeping in mind how it should cater to the market's varying needs. Today Home is one's most aspirational asset and Sirca aims to successfully grace it with coatings that stand the test of time.





You have the power to
protect your peace



WATER BASED COATINGS

The quality of "made in Italy" thus blends with innovation with an international scope to face together the challenges of the future.



FOR
INTERIORS
————— &
EXTERIORS



EXTERIORS

ALL WEATHERPROOF EMULSIONS
Tulip

SUPERIOR EXTERIOR EMULSIONS
Rossa
Rossa Shyne
Double Face

VALUE EXTERIOR EMULSIONS
Stellar Glow
Stellar
Stellar Lite

SIRCACEM Cement Paint

SIRCA COSMO PRIMER FOR EXTERIOR
& INTERIOR

SIRCA ACRYLIC PUTTY & WALL PUTTY



INTERIORS

LUXURY INTERIOR EMULSIONS
Amore Shine
Fresco
Fresco Plus

SUPERIOR INTERIOR EMULSIONS
Serene
Double Face

VALUE INTERIOR EMULSIONS
Rovere Glow
Rovere
Rovere Lite

SIRCA DISTEMPER

SIRCA COSMO PRIMER FOR EXTERIOR
& INTERIOR

SIRCA ACRYLIC PUTTY & WALL PUTTY



OTHER PRODUCTS

SIRCA TEXTURES

Superfine

Rustic Fine/Regular

Perlina

METALLIKA EMULSIONS(WATERBASED)

Divine Gold, 24K Gold, Silver/ Copper/ Bronze

SOLVENT BASED

SIRCA LUSH GLOW HI GLOSS ENAMEL

Red Oxide Primer

Primo Oil Base Cement Primer

SIRCA DAMPPROOF

SIRCA UNIVERSAL STAINERS



Walk into your dream space with
only beautiful walls around
Because we know that serenity
begins at Home!



EXTERIORS

that redefine elegance

At Sirca, we understand the importance of a consistent performer for your exteriors, which is why our formulations are based on contemporary technology and high performing ingredients.





Just living
the best life.



WEATHER PROOF EXTERIOR EMULSION




WEATHER PROOF



HIGHLY DURABLE



WITH TEFLON ADDITIVES



WATER REPELLANT



CROSS LINKING POLYMERS



ANTI-ALGAL & FUNGAL




LOW VOC



SIRCA PAINTS TULIP GLOSS ANTI-ALGAL WEATHER PROOF EXTERIOR EMULSION is a water-based, 100% Acrylic smooth emulsion with TEFLON additives that offers an anti-algal and high-performance exterior wall finish.

PRODUCT BENEFITS

- Weather Proof
- Highly Durable
- Excellent Dirt Pick-up Resistance (DPUR)
- Advanced Anti-algal Formula
- Water Repellant Coating
- Excellent Sheen
- Excellent Durability
- Excellent Coverage



Currently available in 1000+ shades as per Sirca Fandek/Shade card.



PACK SIZE AVAILABLE:
1 LTR., 4 LTRS., 10 LTRS., 20 LTRS.



COVERAGE: 6.5-7.5 SQ.M. PER
LITRE IN 2 COATS*



DILUTION: WATER

PRE PAINTING STEPS

- **PLASTER** New masonry surfaces must be allowed to cure completely. It is recommended to allow 28 days as the curing time for new masonry surfaces.
- **CLEANING** Ensure that the surface is completely free from all dirt, loosely held plaster, powdery residue, oil, grease or any other contamination. Any previous growth of fungus, algae or moss needs to be removed thoroughly by vigorous wire brushing and cleaning with water.
- **FILLING FOR CRACKS** for filling cracks up to 3mm use exterior sealer could be used for the fillers.
- **FILLING FOR HOLES & DENTS** In case of dents, cracks and holes, use SIRCA Paints Acrylic Wall Putty.

PAINTING STEPS

APPLICATION	THINNER	DILUTION %	APPLICATION VISCOSITY	RECOATING PERIOD
STEP 1: SANDING	SAND THE SURFACE WITH SANDPAPER 180 AND WIPE CLEAN			
STEP 2: COSMO WALL PRIMER	WATER	BRUSH 8 -10	BRUSH 30 - 40	4 HOURS
		SPRAY 15 -20	SPRAY 20 - 25	
STEP 3: SIRCA PAINTS WALL PUTTY	WATER	BASED ON REQUIREMENT TO FORM PASTE	PASTE FORM	4 HOURS
STEP 4: SANDING	SAND THE SURFACE WITH SANDPAPER 180 AND WIPE CLEAN			
STEP 5: COSMO WALL PRIMER	WATER	BRUSH 8 -10	BRUSH 30 - 40	4 HOURS
		SPRAY 15 -20	SPRAY 20 - 25	
STEP 6: SANDING	SAND THE SURFACE WITH SANDPAPER 180 AND WIPE CLEAN			
STEP 7: FIRST COAT TULIP EXTERIOR EMULSION	WATER	BRUSH / ROLLER 50 - 75 SPRAY 60 - 70	BRUSH / ROLLER 20 - 25 SPRAY 20 - 25	4 HOURS
STEP 8: SECOND COAT TULIP EXTERIOR EMULSION	WATER	BRUSH / ROLLER 50 - 75 SPRAY 60 - 70	BRUSH / ROLLER 20 - 25 SPRAY 20 - 25	N/A

*Coverage may vary depending on the porosity of the surface.


SUPERIOR EXTERIOR EMULSION



WEATHER PROOF



HIGHLY DURABLE



WATER REPELLANT



CROSS LINKING POLYMERS



ANTI-ALGAL & FUNGAL



LOW VOC



SIRCA PAINTS ROSSA WEATHERPROOF EMULSION is a water-based, 100% Acrylic smooth Emulsion with silicon additives that offer an anti-algal and high-performance exterior wall finish.

PRODUCT BENEFITS

- Weather Proof
- Highly Durable
- Water Repellant Coating
- Advanced Anti-algal Formula
- Excellent Dirt Pick-up Resistance (DPUR)
- Excellent Sheen
- Excellent Durability
- Excellent Coverage



Currently available in 1000+ shades as per Sirca Fandek/Shade card.



PACK SIZE AVAILABLE:
1 LTR., 4 LTRS., 10 LTRS., 20 LTRS.



COVERAGE: 6-7 SQ.M. PER LITRE
IN 2 COATS.*



DILUTION: WATER

PRE PAINTING STEPS

- **PLASTER** New masonry surfaces must be allowed to cure completely. It is recommended to allow 28 days as the curing time for new masonry surfaces.
- **CLEANING** Ensure that the surface is completely free from all dirt, loosely held plaster, powdery residue, oil, grease or any other contamination. Any previous growth of fungus, algae or moss needs to be removed thoroughly by vigorous wire brushing and cleaning with water.
- **FILLING FOR CRACKS** for filling cracks up to 3mm use exterior sealer could be used for the fillers.
- **FILLING FOR HOLES & DENTS** In case of dents, cracks and holes, use SIRCA Paints Acrylic Wall Putty.

PAINTING STEPS

APPLICATION	THINNER	DILUTION %	APPLICATION VISCOSITY	RECOATING PERIOD
STEP 1: SANDING	SAND THE SURFACE WITH SANDPAPER 180 AND WIPE CLEAN			
STEP 2: COSMO WALL PRIMER	WATER	BRUSH 8 -10	BRUSH 30 - 40	4 HOURS
		SPRAY 15 -20	SPRAY 20 - 25	
STEP 3: SIRCA PAINTS WALL PUTTY	WATER	BASED ON REQUIREMENT TO FORM PASTE	PASTE FORM	4 HOURS
STEP 4: SANDING	SAND THE SURFACE WITH SANDPAPER 180 AND WIPE CLEAN			
STEP 5: COSMO WALL PRIMER	WATER	BRUSH 8 -10	BRUSH 30 - 40	4 HOURS
		SPRAY 15 -20	SPRAY 20 - 25	
STEP 6: SANDING	SAND THE SURFACE WITH SANDPAPER 180 AND WIPE CLEAN			
STEP 7: FIRST COAT ROSSA EXTERIOR EMULSION	WATER	BRUSH / ROLLER 50 - 75 SPRAY 60 - 70	BRUSH / ROLLER 20 - 25 SPRAY 20 - 25	4 HOURS
STEP 8: SECOND COAT ROSSA EXTERIOR EMULSION	WATER	BRUSH / ROLLER 50 - 75 SPRAY 60 - 70	BRUSH / ROLLER 20 - 25 SPRAY 20 - 25	N/A

*Coverage may vary depending on the porosity of the surface.


SUPERIOR SHEEN EXTERIOR EMULSION



WEATHER PROOF



HIGHLY DURABLE



WATER REPELLANT




CROSS LINKING POLYMERS



ANTI-ALGAL & FUNGAL



LOW VOC



SOFT SHEEN




SIRCA PAINTS ROSSA SHYNE

WEATHERPROOF EMULSION is a water-based, 100% Acrylic smooth Emulsion with silicon additives and soft sheen that offer an anti-algal and high-performance exterior wall finish.

PRODUCT BENEFITS

- Soft Sheen
- Weather Proof
- Excellent Dirt Pick-up Resistance (DPUR)
- Advanced Anti-algal Formula
- Water Repellant Coating
- Highly Durable
- Excellent Coverage



Currently available in 1000+ shades as per Sirca Fandek/Shade card.



PACK SIZE AVAILABLE:
1 LTR., 4 LTRS., 10 LTRS., 20 LTRS.



COVERAGE: 6-7 SQ.M. PER LITRE
IN 2 COATS.*



DILUTION: WATER

PRE PAINTING STEPS

- **PLASTER** New masonry surfaces must be allowed to cure completely. It is recommended to allow 28 days as the curing time for new masonry surfaces.
- **CLEANING** Ensure that the surface is completely free from all dirt, loosely held plaster, powdery residue, oil, grease or any other contamination. Any previous growth of fungus, algae or moss needs to be removed thoroughly by vigorous wire brushing and cleaning with water.
- **FILLING FOR CRACKS** for filling cracks up to 3mm use exterior sealer could be used for the fillers.
- **FILLING FOR HOLES & DENTS** In case of dents, cracks and holes, use SIRCA Paints Acrylic Wall Putty.

PAINTING STEPS

APPLICATION	THINNER	DILUTION %	APPLICATION VISCOSITY	RECOATING PERIOD
STEP 1: SANDING	SAND THE SURFACE WITH SANDPAPER 180 AND WIPE CLEAN			
STEP 2: COSMO WALL PRIMER	WATER	BRUSH 8 -10	BRUSH 30 - 40	4 HOURS
		SPRAY 15 -20	SPRAY 20 - 25	
STEP 3: SIRCA PAINTS WALL PUTTY	WATER	BASED ON REQUIREMENT TO FORM PASTE	PASTE FORM	4 HOURS
STEP 4: SANDING	SAND THE SURFACE WITH SANDPAPER 180 AND WIPE CLEAN			
STEP 5: COSMO WALL PRIMER	WATER	BRUSH 8 -10	BRUSH 30 - 40	4 HOURS
		SPRAY 15 -20	SPRAY 20 - 25	
STEP 6: SANDING	SAND THE SURFACE WITH SANDPAPER 180 AND WIPE CLEAN			
STEP 7: FIRST COAT ROSSA SHYNE EXTERIOR EMULSION	WATER	BRUSH / ROLLER 50 - 75 SPRAY 60 - 70	BRUSH / ROLLER 20 - 25 SPRAY 20 - 25	4 HOURS
STEP 8: SECOND COAT ROSSA SHYNE EXTERIOR EMULSION	WATER	BRUSH / ROLLER 50 - 75 SPRAY 60 - 70	BRUSH / ROLLER 20 - 25 SPRAY 20 - 25	N/A

*Coverage may vary depending on the porosity of the surface.


VALUE SHEEN EXTERIOR EMULSION



WEATHER PROOF



HIGHLY DURABLE



WATER REPELLANT




CROSS LINKING POLYMERS



ANTI-ALGAL & FUNGAL



LOW VOC



SOFT SHEEN



SIRCA PAINTS STELLAR GLOW VALUE EXTERIOR EMULSION is a smooth water-based, modified acrylic, wall finish with improved antialgal properties.

PRODUCT BENEFITS

- Durable
- Water Repellant Coating
- Advanced Anti-algal Formula
- High Dirt Pick-up Resistance (DPUR)
- Smooth finish
- Soft Sheen
- Excellent Coverage



Currently available in 1000+ shades as per Sirca Fandek/Shade card.



PACK SIZE AVAILABLE:
1 LTR., 4 LTRS., 10 LTRS., 20 LTRS.



COVERAGE: 6-7 SQ.M. PER LITRE
IN 2 COATS*



DILUTION: WATER

PRE PAINTING STEPS

- **PLASTER** New masonry surfaces must be allowed to cure completely. It is recommended to allow 28 days as the curing time for new masonry surfaces.
- **CLEANING** Ensure that the surface is completely free from all dirt, loosely held plaster, powdery residue, oil, grease or any other contamination. Any previous growth of fungus, algae or moss needs to be removed thoroughly by vigorous wire brushing and cleaning with water.
- **FILLING FOR CRACKS** for filling cracks up to 3mm use exterior sealer could be used for the fillers.
- **FILLING FOR HOLES & DENTS** In case of dents, cracks and holes, use SIRCA Paints Acrylic Wall Putty.

PAINTING STEPS

APPLICATION	THINNER	DILUTION %	APPLICATION VISCOSITY	RECOATING PERIOD
STEP 1: SANDING	SAND THE SURFACE WITH SANDPAPER 180 AND WIPE CLEAN			
STEP 2: COSMO WALL PRIMER	WATER	BRUSH 8 -10	BRUSH 30 - 40	4 HOURS
		SPRAY 15 -20	SPRAY 20 - 25	
STEP 3: SIRCA PAINTS WALL PUTTY	WATER	BASED ON REQUIREMENT TO FORM PASTE	PASTE FORM	4 HOURS
STEP 4: SANDING	SAND THE SURFACE WITH SANDPAPER 180 AND WIPE CLEAN			
STEP 5: COSMO WALL PRIMER	WATER	BRUSH 8 -10	BRUSH 30 - 40	4 HOURS
		SPRAY 15 -20	SPRAY 20 - 25	
STEP 6: SANDING	SAND THE SURFACE WITH SANDPAPER 180 AND WIPE CLEAN			
STEP 7: FIRST COAT STELLAR GLOW EXTERIOR EMULSION	WATER	BRUSH / ROLLER 50 - 75 SPRAY 60 - 70	BRUSH / ROLLER 20 - 25 SPRAY 20 - 25	4 HOURS
STEP 8: SECOND COAT STELLAR GLOW EXTERIOR EMULSION	WATER	BRUSH / ROLLER 50 - 75 SPRAY 60 - 70	BRUSH / ROLLER 20 - 25 SPRAY 20 - 25	N/A

*Coverage may vary depending on the porosity of the surface.


VALUE EXTERIOR EMULSION



WEATHER PROOF



HIGHLY DURABLE



WATER REPELLANT



CROSS LINKING POLYMERS



ANTI-ALGAL & FUNGAL



LOW VOC



SIRCA PAINTS STELLAR VALUE EXTERIOR EMULSION is a smooth water-based, modified acrylic, wall finish with improved anti-algal properties.

PRODUCT BENEFITS

- Durable
- Water Repellant Coating
- Advanced Anti-algal Formula
- High Dirt Pick-up Resistance (DPUR)
- Smooth finish
- Excellent Coverage



Currently available in 1000+ shades as per Sirca Fandek/Shade card.



PACK SIZE AVAILABLE:
1 LTR., 4 LTRS., 10 LTRS., 20 LTRS.



COVERAGE: 6-7 SQ.M. PER LITRE
IN 2 COATS*



DILUTION: WATER

PRE PAINTING STEPS

- **PLASTER** New masonry surfaces must be allowed to cure completely. It is recommended to allow 28 days as the curing time for new masonry surfaces.
- **CLEANING** Ensure that the surface is completely free from all dirt, loosely held plaster, powdery residue, oil, grease or any other contamination. Any previous growth of fungus, algae or moss needs to be removed thoroughly by vigorous wire brushing and cleaning with water.
- **FILLING FOR CRACKS** for filling cracks up to 3mm use exterior sealer could be used for the fillers.
- **FILLING FOR HOLES & DENTS** In case of dents, cracks and holes, use SIRCA Paints Acrylic Wall Putty.

PAINTING STEPS

APPLICATION	THINNER	DILUTION %	APPLICATION VISCOSITY	RECOATING PERIOD
STEP 1: SANDING	SAND THE SURFACE WITH SANDPAPER 180 AND WIPE CLEAN			
STEP 2: COSMO WALL PRIMER	WATER	BRUSH 8 -10	BRUSH 30 - 40	4 HOURS
		SPRAY 15 -20	SPRAY 20 - 25	
STEP 3: SIRCA PAINTS WALL PUTTY	WATER	BASED ON REQUIREMENT TO FORM PASTE	PASTE FORM	4 HOURS
STEP 4: SANDING	SAND THE SURFACE WITH SANDPAPER 180 AND WIPE CLEAN			
STEP 5: COSMO WALL PRIMER	WATER	BRUSH 8 -10	BRUSH 30 - 40	4 HOURS
		SPRAY 15 -20	SPRAY 20 - 25	
STEP 6: SANDING	SAND THE SURFACE WITH SANDPAPER 180 AND WIPE CLEAN			
STEP 7: FIRST COAT STELLAR EXTERIOR EMULSION	WATER	BRUSH / ROLLER 50 - 75 SPRAY 60 - 70	BRUSH / ROLLER 20 - 25 SPRAY 20 - 25	4 HOURS
STEP 8: SECOND COAT STELLAR EXTERIOR EMULSION	WATER	BRUSH / ROLLER 50 - 75 SPRAY 60 - 70	BRUSH / ROLLER 20 - 25 SPRAY 20 - 25	N/A

*Coverage may vary depending on the porosity of the surface.

VALUE


EXTERIOR EMULSION



WEATHER PROOF



HIGHLY DURABLE



WATER REPELLANT



ANTI-ALGAL & FUNGAL



LOW VOC



SIRCA PAINTS STELLAR LITE VALUE EXTERIOR EMULSION is a smooth water-based, modified acrylic, wall finish with improved antialgal properties.

PRODUCT BENEFITS

- Durable
- Water Repellant Coating
- Advanced Anti-algal Formula
- Smooth finish
- Excellent Coverage



Currently available in 1000+ shades as per Sirca Fandek/Shade card.



PACK SIZE AVAILABLE:
1 LTR., 4 LTRS., 10 LTRS., 20 LTRS.



COVERAGE: 5-6 SQ.M. PER
LITRE IN 2 COATS*



DILUTION: WATER

PRE PAINTING STEPS

- **PLASTER** New masonry surfaces must be allowed to cure completely. It is recommended to allow 28 days as the curing time for new masonry surfaces.
- **CLEANING** Ensure that the surface is completely free from all dirt, loosely held plaster, powdery residue, oil, grease or any other contamination. Any previous growth of fungus, algae or moss needs to be removed thoroughly by vigorous wire brushing and cleaning with water.
- **FILLING FOR CRACKS** for filling cracks up to 3mm use exterior sealer could be used for the fillers.
- **FILLING FOR HOLES & DENTS** In case of dents, cracks and holes, use SIRCA Paints Acrylic Wall Putty.

PAINTING STEPS

APPLICATION	THINNER	DILUTION %	APPLICATION VISCOSITY	RECOATING PERIOD
STEP 1: SANDING	SAND THE SURFACE WITH SANDPAPER 180 AND WIPE CLEAN			
STEP 2: COSMO WALL PRIMER	WATER	BRUSH 8 -10	BRUSH 30 - 40	4 HOURS
		SPRAY 15 -20	SPRAY 20 - 25	
STEP 3: SIRCA PAINTS WALL PUTTY	WATER	BASED ON REQUIREMENT TO FORM PASTE	PASTE FORM	4 HOURS
STEP 4: SANDING	SAND THE SURFACE WITH SANDPAPER 180 AND WIPE CLEAN			
STEP 5: COSMO WALL PRIMER	WATER	BRUSH 8 -10	BRUSH 30 - 40	4 HOURS
		SPRAY 15 -20	SPRAY 20 - 25	
STEP 6: SANDING	SAND THE SURFACE WITH SANDPAPER 180 AND WIPE CLEAN			
STEP 7: FIRST COAT STELLAR LITE EXTERIOR EMULSION	WATER	BRUSH / ROLLER 50 - 75 SPRAY 60 - 70	BRUSH / ROLLER 20 - 25 SPRAY 20 - 25	4 HOURS
STEP 8: SECOND COAT STELLAR LITE EXTERIOR EMULSION	WATER	BRUSH / ROLLER 50 - 75 SPRAY 60 - 70	BRUSH / ROLLER 20 - 25 SPRAY 20 - 25	N/A

*Coverage may vary depending on the porosity of the surface.

SIRCA CEMENT PAINT



WEATHER RESISTANT



DURABLE



ANTI-ALGAL & FUNGAL



LOW VOC



SIRCA PAINTS CEMENT PAINT is a smooth water-based, cement paint with improved antialgal properties.

PRODUCT BENEFITS

- Durable
- Weather Resistant
- Damp Proof
- Excellent Coverage
- Water Repellant Coating
- Anti-algal
- Low VOC



Currently available in 1000+ shades as per Sirca Fandec/Shade card.



PACK SIZE AVAILABLE: 20 KGS. COVERAGE: 5-6 SQ.M. IN 2 COATS PER KG*

DILUTION: WATER

PRE PAINTING STEPS

- **PLASTER** New masonry surfaces must be allowed to cure completely. It is recommended to allow 28 days as the curing time for new masonry surfaces.
- **CLEANING** Ensure that the surface is completely free from all dirt, loosely held plaster, powdery residue, oil, grease or any other contamination. Any previous growth of fungus, algae or moss needs to be removed thoroughly by vigorous wire brushing and cleaning with water.
- **FILLING FOR CRACKS** for filling cracks up to 3mm use exterior sealer could be used for the fillers.
- **FILLING FOR HOLES & DENTS** In case of dents, cracks and holes, use SIRCA Paints Acrylic Wall Putty.

PAINTING STEPS

APPLICATION	THINNER	DILUTION %	APPLICATION VISCOSITY	RECOATING PERIOD
STEP 1: SANDING	SAND THE SURFACE WITH SANDPAPER 180 AND WIPE CLEAN			
STEP 2: COSMO WALL PRIMER	WATER	BRUSH 8 -10	BRUSH 30 - 40	4 HOURS
		SPRAY 15 -20	SPRAY 20 - 25	
STEP 3: SIRCA PAINTS WALL PUTTY	WATER	BASED ON REQUIREMENT TO FORM PASTE	PASTE FORM	4 HOURS
STEP 4: SANDING	SAND THE SURFACE WITH SANDPAPER 180 AND WIPE CLEAN			
STEP 5: COSMO WALL PRIMER	WATER	BRUSH 8 -10	BRUSH 30 - 40	4 HOURS
		SPRAY 15 -20	SPRAY 20 - 25	
STEP 6: SANDING	SAND THE SURFACE WITH SANDPAPER 180 AND WIPE CLEAN			
STEP 7: FIRST COAT SIRCA CEMENT PAINT	WATER	60-40	60-40	4 HOURS
STEP 8: SECOND COAT SIRCA CEMENT PAINT	WATER	60-40	N/A	N/A

*Coverage may vary depending on the porosity of the surface.

INTERIORS

that redefine elegance


Our interior finishes provide an extensive palette of color options that define your walls and mood. Crafted and formulated with great care and research for your walls, ceilings and interiors to give homely spaces a fresh and aesthetic look.





Just living
the best life.





HIGH SHEEN



EASY TO CLEAN



WATER REPELLANT



CROSS LINKING POLYMERS



ANTI-ALGAL & FUNGAL



LOW VOC

LUXURY GLOSS INTERIOR EMULSION



SIRCA PAINTS AMORE GLOSS INTERIOR EMULSION provides a smooth and luxurious finish with a higher sheen.

PRODUCT BENEFITS

- Hi-sheen finish
- Water repellency
- Stain and burnish resistance
- Easy Clean
- Low Odour
- Alkali Resistance
- Anti-fungal and Anti-algal
- Low VOC
- Excellent Coverage



Currently available in 1000+ shades as per Sirca Fandek/Shade card.



PACK SIZE AVAILABLE:
1 LTR., 4 LTRS., 10 LTRS., 20 LTRS.



COVERAGE: 14-16 SQ.M. PER
LITRE IN 2 COATS.*



DILUTION: WATER

PRE PAINTING STEPS

- **PLASTER** New masonry surfaces must be allowed to cure completely. It is recommended to allow 28 days as the curing time for new masonry surfaces.
- **CLEANING** Ensure that the surface is completely free from all dirt, loosely held plaster, powdery residue, oil, grease or any other contamination. Any previous growth of fungus, algae or moss needs to be removed thoroughly by vigorous wire brushing and cleaning with water.
- **FILLING FOR CRACKS** for filling cracks up to 3mm use exterior sealer could be used for the fillers.
- **FILLING FOR HOLES & DENTS** In case of dents, cracks and holes, use SIRCA Paints Acrylic Wall Putty.


PAINTING STEPS

APPLICATION	THINNER	DILUTION %	APPLICATION VISCOSITY	RECOATING PERIOD
STEP 1: SANDING	SAND THE SURFACE WITH SANDPAPER 180 AND WIPE CLEAN			
STEP 2: COSMO WALL PRIMER	WATER	BRUSH 8 -10	BRUSH 30 - 40	4 HOURS
		SPRAY 15 -20	SPRAY 20 - 25	
STEP 3: SIRCA PAINTS WALL PUTTY	WATER	BASED ON REQUIREMENT TO FORM PASTE	PASTE FORM	4 HOURS
STEP 4: SANDING	SAND THE SURFACE WITH SANDPAPER 180 AND WIPE CLEAN			
STEP 5: COSMO WALL PRIMER	WATER	BRUSH 8 -10	BRUSH 30 - 40	4 HOURS
		SPRAY 15 -20	SPRAY 20 - 25	
STEP 6: SANDING	SAND THE SURFACE WITH SANDPAPER 180 AND WIPE CLEAN			
STEP 7: FIRST COAT AMORE GLOSS INTERIOR EMULSION	WATER	BRUSH / ROLLER 50 - 75 SPRAY 60 - 70	BRUSH / ROLLER 20 - 25 SPRAY 20 - 25	4 HOURS
STEP 8: SECOND COAT AMORE GLOSS INTERIOR EMULSION	WATER	BRUSH / ROLLER 50 - 75 SPRAY 60 - 70	BRUSH / ROLLER 20 - 25 SPRAY 20 - 25	N/A

*Coverage may vary depending on the porosity of the surface.



EASY TO CLEAN



WATER REPELLANT



CROSS LINKING POLYMERS



ANTI-ALGAL & FUNGAL



LOW VOC

LUXURY MATT INTERIOR EMULSION



SIRCA PAINTS FRESCO MATT INTERIOR EMULSION is the best Matt finish available in the market today. When applied on walls, it provides a smooth matt finish with an elegant appeal.

PRODUCT BENEFITS

- Smoothest Matt Finish
- Stain resistant
- Burnish resistance
- Low voc
- Low odour
- Excellent Coverage



Currently available in 1000+ shades as per Sirca Fandec/Shade card.



PACK SIZE AVAILABLE:
1 LTR., 4 LTRS., 10 LTRS., 20 LTRS.



COVERAGE: 14-16 SQ.M. PER
LITRE IN 2 COATS.*



DILUTION: WATER


PRE PAINTING STEPS

- **PLASTER** New masonry surfaces must be allowed to cure completely. It is recommended to allow 28 days as the curing time for new masonry surfaces.
- **CLEANING** Ensure that the surface is completely free from all dirt, loosely held plaster, powdery residue, oil, grease or any other contamination. Any previous growth of fungus, algae or moss needs to be removed thoroughly by vigorous wire brushing and cleaning with water.
- **FILLING FOR CRACKS** for filling cracks up to 3mm use exterior sealer could be used for the fillers.
- **FILLING FOR HOLES & DENTS** In case of dents, cracks and holes, use SIRCA Paints Acrylic Wall Putty.

PAINTING STEPS

APPLICATION	THINNER	DILUTION %	APPLICATION VISCOSITY	RECOATING PERIOD
STEP 1: SANDING	SAND THE SURFACE WITH SANDPAPER 180 AND WIPE CLEAN			
STEP 2: COSMO WALL PRIMER	WATER	BRUSH 8 -10	BRUSH 30 - 40	4 HOURS
		SPRAY 15 -20	SPRAY 20 - 25	
STEP 3: SIRCA PAINTS WALL PUTTY	WATER	BASED ON REQUIREMENT TO FORM PASTE	PASTE FORM	4 HOURS
STEP 4: SANDING	SAND THE SURFACE WITH SANDPAPER 180 AND WIPE CLEAN			
STEP 5: COSMO WALL PRIMER	WATER	BRUSH 8 -10	BRUSH 30 - 40	4 HOURS
		SPRAY 15 -20	SPRAY 20 - 25	
STEP 6: SANDING	SAND THE SURFACE WITH SANDPAPER 180 AND WIPE CLEAN			
STEP 7: FIRST COAT FRESCO MATT INTERIOR EMULSION	WATER	BRUSH / ROLLER 50 - 75 SPRAY 60 - 70	BRUSH / ROLLER 20 - 25 SPRAY 20 - 25	4 HOURS
STEP 8: SECOND COAT FRESCO MATT INTERIOR EMULSION	WATER	BRUSH / ROLLER 50 - 75 SPRAY 60 - 70	BRUSH / ROLLER 20 - 25 SPRAY 20 - 25	N/A

*Coverage may vary depending on the porosity of the surface.



HIGH SHEEN




EASY TO CLEAN



WATER REPELLANT



CROSS LINKING POLYMERS



ANTI-ALGAL & FUNGAL



LOW VOC

LUXURY SHEEN INTERIOR EMULSION



SIRCA PAINTS FRESCO PLUS LUXURY INTERIOR EMULSION is an exquisite emulsion paint that provides a luxurious finish and a silky glowing appearance to your walls.

PRODUCT BENEFITS

- Smoothest glossy Finish
- Anti-fungal and anti-bacterial shield
- Low VOC
- Low odour
- Excellent Dirt Pick-up Resistance (DPUR)
- Excellent Sheen
- Washable
- Excellent Coverage



Currently available in 1000+ shades as per Sirca Fandek/Shade card.



PACK SIZE AVAILABLE:
1 LTR., 4 LTRS., 10 LTRS., 20 LTRS.



COVERAGE: 14-16 SQ.M. PER
LITRE IN 2 COATS.*



DILUTION: WATER

PRE PAINTING STEPS

- **PLASTER** New masonry surfaces must be allowed to cure completely. It is recommended to allow 28 days as the curing time for new masonry surfaces.
- **CLEANING** Ensure that the surface is completely free from all dirt, loosely held plaster, powdery residue, oil, grease or any other contamination. Any previous growth of fungus, algae or moss needs to be removed thoroughly by vigorous wire brushing and cleaning with water.
- **FILLING FOR CRACKS** for filling cracks up to 3mm use exterior sealer could be used for the fillers.
- **FILLING FOR HOLES & DENTS** In case of dents, cracks and holes, use SIRCA Paints Acrylic Wall Putty.

PAINTING STEPS

APPLICATION	THINNER	DILUTION %	APPLICATION VISCOSITY	RECOATING PERIOD
STEP 1: SANDING	SAND THE SURFACE WITH SANDPAPER 180 AND WIPE CLEAN			
STEP 2: COSMO WALL PRIMER	WATER	BRUSH 8 -10	BRUSH 30 - 40	4 HOURS
		SPRAY 15 -20	SPRAY 20 - 25	
STEP 3: SIRCA PAINTS WALL PUTTY	WATER	BASED ON REQUIREMENT TO FORM PASTE	PASTE FORM	4 HOURS
STEP 4: SANDING	SAND THE SURFACE WITH SANDPAPER 180 AND WIPE CLEAN			
STEP 5: COSMO WALL PRIMER	WATER	BRUSH 8 -10	BRUSH 30 - 40	4 HOURS
		SPRAY 15 -20	SPRAY 20 - 25	
STEP 6: SANDING	SAND THE SURFACE WITH SANDPAPER 180 AND WIPE CLEAN			
STEP 7: FIRST COAT FRESCO PLUS INTERIOR EMULSION	WATER	BRUSH / ROLLER 50 - 75 SPRAY 60 - 70	BRUSH / ROLLER 20 - 25 SPRAY 20 - 25	4 HOURS
STEP 8: SECOND COAT FRESCO PLUS INTERIOR EMULSION	WATER	BRUSH / ROLLER 50 - 75 SPRAY 60 - 70	BRUSH / ROLLER 20 - 25 SPRAY 20 - 25	N/A

*Coverage may vary depending on the porosity of the surface.


SUPERIOR INTERIOR EMULSION



LONG LASTING FINISH



EASY TO CLEAN



WATER REPELLANT



CROSS LINKING POLYMERS



ANTI-ALGAL & FUNGAL



LOW VOC



SIRCA PAINTS SERENE SUPERIOR INTERIOR EMULSION provides a rich and matt finish to the interior wall due to its super-acrylic quality.

PRODUCT BENEFITS

- Rich Matt Finish
- Anti-fungal
- Low VOC
- Low odour
- Excellent Dirt Pick-up Resistance (DPUR)
- Washable
- Long Lasting Finish
- Excellent Coverage



Currently available in 1000+ shades as per Sirca Fandek/Shade card.



PACK SIZE AVAILABLE:
1 LTR., 4 LTRS., 10 LTRS., 20 LTRS.



COVERAGE: 13-15 SQ.M. PER
LITRE IN 2 COATS.*



DILUTION: WATER

PRE PAINTING STEPS

- **PLASTER** New masonry surfaces must be allowed to cure completely. It is recommended to allow 28 days as the curing time for new masonry surfaces.
- **CLEANING** Ensure that the surface is completely free from all dirt, loosely held plaster, powdery residue, oil, grease or any other contamination. Any previous growth of fungus, algae or moss needs to be removed thoroughly by vigorous wire brushing and cleaning with water.
- **FILLING FOR CRACKS** for filling cracks up to 3mm use exterior sealer could be used for the fillers.
- **FILLING FOR HOLES & DENTS** In case of dents, cracks and holes, use SIRCA Paints Acrylic Wall Putty.

PAINTING STEPS

APPLICATION	THINNER	DILUTION %	APPLICATION VISCOSITY	RECOATING PERIOD
STEP 1: SANDING	SAND THE SURFACE WITH SANDPAPER 180 AND WIPE CLEAN			
STEP 2: COSMO WALL PRIMER	WATER	BRUSH 8 -10	BRUSH 30 - 40	4 HOURS
		SPRAY 15 -20	SPRAY 20 - 25	
STEP 3: SIRCA PAINTS WALL PUTTY	WATER	BASED ON REQUIREMENT TO FORM PASTE	PASTE FORM	4 HOURS
STEP 4: SANDING	SAND THE SURFACE WITH SANDPAPER 180 AND WIPE CLEAN			
STEP 5: COSMO WALL PRIMER	WATER	BRUSH 8 -10	BRUSH 30 - 40	4 HOURS
		SPRAY 15 -20	SPRAY 20 - 25	
STEP 6: SANDING	SAND THE SURFACE WITH SANDPAPER 180 AND WIPE CLEAN			
STEP 7: FIRST COAT SERENE INTERIOR EMULSION	WATER	BRUSH / ROLLER 50 - 75 SPRAY 60 - 70	BRUSH / ROLLER 20 - 25 SPRAY 20 - 25	4 HOURS
STEP 8: SECOND COAT SERENE INTERIOR EMULSION	WATER	BRUSH / ROLLER 50 - 75 SPRAY 60 - 70	BRUSH / ROLLER 20 - 25 SPRAY 20 - 25	N/A

*Coverage may vary depending on the porosity of the surface.



VALUE FOR MONEY



WATER REPELLANT



CROSS LINKING POLYMERS



ANTI-ALGAL & FUNGAL



LOW VOC



SOFT SHEEN

VALUE INTERIOR EMULSION



SIRCA PAINTS ROVERE GLOW INTERIOR EMULSION gives a smooth finish to the wall. It is a smart choice if you have been previously using distemper.

PRODUCT BENEFITS

- Smooth Finish
- Soft Sheen
- Anti-fungal
- Low VOC
- Low odour
- Value for money
- Excellent Coverage



Currently available in 1000+ shades as per Sirca Fandek/Shade card.



PACK SIZE AVAILABLE:
1 LTR., 4 LTRS., 10 LTRS., 20 LTRS.



COVERAGE: 13-15 SQ.M. PER
LITRE IN 2 COATS.*



DILUTION: WATER

PRE PAINTING STEPS

- **PLASTER** New masonry surfaces must be allowed to cure completely. It is recommended to allow 28 days as the curing time for new masonry surfaces.
- **CLEANING** Ensure that the surface is completely free from all dirt, loosely held plaster, powdery residue, oil, grease or any other contamination. Any previous growth of fungus, algae or moss needs to be removed thoroughly by vigorous wire brushing and cleaning with water.
- **FILLING FOR CRACKS** for filling cracks up to 3mm use exterior sealer could be used for the fillers.
- **FILLING FOR HOLES & DENTS** In case of dents, cracks and holes, use SIRCA Paints Acrylic Wall Putty.

PAINTING STEPS

APPLICATION	THINNER	DILUTION %	APPLICATION VISCOSITY	RECOATING PERIOD
STEP 1: SANDING	SAND THE SURFACE WITH SANDPAPER 180 AND WIPE CLEAN			
STEP 2: COSMO WALL PRIMER	WATER	BRUSH 8 -10	BRUSH 30 - 40	4 HOURS
		SPRAY 15 -20	SPRAY 20 - 25	
STEP 3: SIRCA PAINTS WALL PUTTY	WATER	BASED ON REQUIREMENT TO FORM PASTE	PASTE FORM	4 HOURS
STEP 4: SANDING	SAND THE SURFACE WITH SANDPAPER 180 AND WIPE CLEAN			
STEP 5: COSMO WALL PRIMER	WATER	BRUSH 8 -10	BRUSH 30 - 40	4 HOURS
		SPRAY 15 -20	SPRAY 20 - 25	
STEP 6: SANDING	SAND THE SURFACE WITH SANDPAPER 180 AND WIPE CLEAN			
STEP 7: FIRST COAT ROVERE GLOW INTERIOR EMULSION	WATER	BRUSH / ROLLER 50 - 75 SPRAY 60 - 70	BRUSH / ROLLER 20 - 25 SPRAY 20 - 25	4 HOURS
STEP 8: SECOND COAT ROVERE GLOW INTERIOR EMULSION	WATER	BRUSH / ROLLER 50 - 75 SPRAY 60 - 70	BRUSH / ROLLER 20 - 25 SPRAY 20 - 25	N/A

*Coverage may vary depending on the porosity of the surface.



VALUE FOR MONEY



WATER REPELLANT



CROSS LINKING POLYMERS



ANTI-ALGAL & FUNGAL



LOW VOC

**VALUE
INTERIOR EMULSION**



SIRCA PAINTS ROVERE INTERIOR EMULSION gives a smooth finish to the wall. It is a smart choice if you have been previously using distemper.

PRODUCT BENEFITS

- Smooth Finish
- Anti-fungal
- Low VOC
- Low odour
- Value for money
- Excellent Coverage



Currently available in 1000+ shades as per Sirca Fandek/Shade card.



PACK SIZE AVAILABLE:
1 LTR., 4 LTRS., 10 LTRS., 20 LTRS.



COVERAGE: 13-15 SQ.M. PER
LITRE IN 2 COATS.*



DILUTION: WATER

PRE PAINTING STEPS

- **PLASTER** New masonry surfaces must be allowed to cure completely. It is recommended to allow 28 days as the curing time for new masonry surfaces.
- **CLEANING** Ensure that the surface is completely free from all dirt, loosely held plaster, powdery residue, oil, grease or any other contamination. Any previous growth of fungus, algae or moss needs to be removed thoroughly by vigorous wire brushing and cleaning with water.
- **FILLING FOR CRACKS** for filling cracks up to 3mm use exterior sealer could be used for the fillers.
- **FILLING FOR HOLES & DENTS** In case of dents, cracks and holes, use SIRCA Paints Acrylic Wall Putty.

PAINTING STEPS

APPLICATION	THINNER	DILUTION %	APPLICATION VISCOSITY	RECOATING PERIOD
STEP 1: SANDING	SAND THE SURFACE WITH SANDPAPER 180 AND WIPE CLEAN			
STEP 2: COSMO WALL PRIMER	WATER	BRUSH 8 -10	BRUSH 30 - 40	4 HOURS
		SPRAY 15 -20	SPRAY 20 - 25	
STEP 3: SIRCA PAINTS WALL PUTTY	WATER	BASED ON REQUIREMENT TO FORM PASTE	PASTE FORM	4 HOURS
STEP 4: SANDING	SAND THE SURFACE WITH SANDPAPER 180 AND WIPE CLEAN			
STEP 5: COSMO WALL PRIMER	WATER	BRUSH 8 -10	BRUSH 30 - 40	4 HOURS
		SPRAY 15 -20	SPRAY 20 - 25	
STEP 6: SANDING	SAND THE SURFACE WITH SANDPAPER 180 AND WIPE CLEAN			
STEP 7: FIRST COAT ROVERE INTERIOR EMULSION	WATER	BRUSH / ROLLER 50 - 75 SPRAY 60 - 70	BRUSH / ROLLER 20 - 25 SPRAY 20 - 25	4 HOURS
STEP 8: SECOND COAT ROVERE INTERIOR EMULSION	WATER	BRUSH / ROLLER 50 - 75 SPRAY 60 - 70	BRUSH / ROLLER 20 - 25 SPRAY 20 - 25	N/A

*Coverage may vary depending on the porosity of the surface.



VALUE FOR MONEY



WATER REPELLANT



CROSS LINKING POLYMERS



ANTI-ALGAL & FUNGAL



LOW VOC

VALUE LITE INTERIOR EMULSION



SIRCA PAINTS ROVERE LITE INTERIOR EMULSION gives a smooth finish to the wall. It is a smart choice if you have been previously using distemper.

PRODUCT BENEFITS

- Smooth Finish
- Anti-fungal
- Low VOC
- Low odour
- Value for money
- Excellent Coverage



Currently available in 1000+ shades as per Sirca Fandec/ Shade card.



PACK SIZE AVAILABLE:
1 LTR., 4 LTRS., 10 LTRS., 20 LTRS.



COVERAGE: 5-6 SQ.M. PER
LITRE IN 2 COATS.*



DILUTION: WATER

PRE PAINTING STEPS

- **PLASTER** New masonry surfaces must be allowed to cure completely. It is recommended to allow 28 days as the curing time for new masonry surfaces.
- **CLEANING** Ensure that the surface is completely free from all dirt, loosely held plaster, powdery residue, oil, grease or any other contamination. Any previous growth of fungus, algae or moss needs to be removed thoroughly by vigorous wire brushing and cleaning with water.
- **FILLING FOR CRACKS** for filling cracks up to 3mm use exterior sealer could be used for the fillers.
- **FILLING FOR HOLES & DENTS** In case of dents, cracks and holes, use SIRCA Paints Acrylic Wall Putty.

PAINTING STEPS

APPLICATION	THINNER	DILUTION %	APPLICATION VISCOSITY	RECOATING PERIOD
STEP 1: SANDING	SAND THE SURFACE WITH SANDPAPER 180 AND WIPE CLEAN			
STEP 2: COSMO WALL PRIMER	WATER	BRUSH 8 -10	BRUSH 30 - 40	4 HOURS
		SPRAY 15 -20	SPRAY 20 - 25	
STEP 3: SIRCA PAINTS WALL PUTTY	WATER	BASED ON REQUIREMENT TO FORM PASTE	PASTE FORM	4 HOURS
STEP 4: SANDING	SAND THE SURFACE WITH SANDPAPER 180 AND WIPE CLEAN			
STEP 5: COSMO WALL PRIMER	WATER	BRUSH 8 -10	BRUSH 30 - 40	4 HOURS
		SPRAY 15 -20	SPRAY 20 - 25	
STEP 6: SANDING	SAND THE SURFACE WITH SANDPAPER 180 AND WIPE CLEAN			
STEP 7: FIRST COAT ROVERE LITE INTERIOR EMULSION	WATER	BRUSH / ROLLER 50 - 75 SPRAY 60 - 70	BRUSH / ROLLER 20 - 25 SPRAY 20 - 25	4 HOURS
STEP 8: SECOND COAT ROVERE LITE INTERIOR EMULSION	WATER	BRUSH / ROLLER 50 - 75 SPRAY 60 - 70	BRUSH / ROLLER 20 - 25 SPRAY 20 - 25	N/A

*Coverage may vary depending on the porosity of the surface.



VALUE FOR MONEY



WATER REPELLANT



CROSS LINKING POLYMERS



ANTI-ALGAL & FUNGAL



LOW VOC



DURABLE

ACRYLIC DISTEMPER



SIRCA PAINTS ACRYLIC DISTEMPER is water-based, interior wall distemper. It gives walls a smooth and matt finish. Its fortified formulation delivers a combination of good looks and durable performance.

PRODUCT BENEFITS

- Smooth Finish
- Durable with anti-chalking properties
- Anti-fungal
- Low VOC
- Low odour
- Value for money
- Maintenance free
- Excellent Coverage



Currently available in 1000+ shades as per Sirca Fandek/Shade card.



PACK SIZE AVAILABLE:
5 KG, 10 KG AND 20 KG



COVERAGE: 4-4.5 SQ.M. PER
LITRE IN 2 COATS PER KG.*



DILUTION: WATER

PRE PAINTING STEPS

- **PLASTER** New masonry surfaces must be allowed to cure completely. It is recommended to allow 28 days as the curing time for new masonry surfaces.
- **CLEANING** Ensure that the surface is completely free from all dirt, loosely held plaster, powdery residue, oil, grease or any other contamination. Any previous growth of fungus, algae or moss needs to be removed thoroughly by vigorous wire brushing and cleaning with water.
- **FILLING FOR CRACKS** for filling cracks up to 3mm use exterior sealer could be used for the fillers.
- **FILLING FOR HOLES & DENTS** In case of dents, cracks and holes, use SIRCA Paints Acrylic Wall Putty.

PAINTING STEPS

APPLICATION	THINNER	DILUTION %	APPLICATION VISCOSITY	RECOATING PERIOD
STEP 1: SANDING	SAND THE SURFACE WITH SANDPAPER 180 AND WIPE CLEAN			
STEP 2: COSMO WALL PRIMER	WATER	BRUSH 8 -10	BRUSH 30 - 40	4 HOURS
		SPRAY 15 -20	SPRAY 20 - 25	
STEP 3: SIRCA PAINTS WALL PUTTY	WATER	BASED ON REQUIREMENT TO FORM PASTE	PASTE FORM	4 HOURS
STEP 4: SANDING	SAND THE SURFACE WITH SANDPAPER 180 AND WIPE CLEAN			
STEP 5: COSMO WALL PRIMER	WATER	BRUSH 8 -10	BRUSH 30 - 40	4 HOURS
		SPRAY 15 -20	SPRAY 20 - 25	
STEP 6: SANDING	SAND THE SURFACE WITH SANDPAPER 180 AND WIPE CLEAN			
STEP 7: FIRST COAT ACRYLIC DISTEMPER	WATER	50-60	N/A	6 HOURS
STEP 8: SECOND COAT ACRYLIC DISTEMPER	WATER	100	N/A	N/A

*Coverage may vary depending on the porosity of the surface.

EXTERIORS & INTERIORS

that make your spaces lively





Just living
the best life.



DOUBLE FACE


for exteriors and interiors




LONG LASTING FINISH



EASY TO CLEAN



WATER REPELLANT AND WATER PROOFING COATING



WEATHER PROOF AND HEAT RESISTANT COATING



ANTI-ALGAL & FUNGAL



LOW VOC



SIRCA DOUBLE FACE EMULSION is the best finish available in the market today. When applied on walls, it provides a smooth finish with an elegant appeal.

Apt for exteriors and interiors, it is durable and easy to clean finish.



PACK SIZE: 1 LTR., 4 LTRS., 10 LTRS., 20 LTRS.



COVERAGE: 6-6.5 SQ.M. PER 2 COATS PER LTR.*



DILUTION: WATER

*Coverage may vary depending on the porosity of the surface.

COSMO PRIMER



SIRCA PAINTS COSMO EXTERIOR AND INTERIOR WALL PRIMER Is a water-based wall coating suitable for application on exteriors as well as interior as an undercoat to top coats.

PRODUCT BENEFITS:

- Excellent opacity and whiteness.
- Improves the appearance of top coat.
- Does not chalk and can be applied on adequately cured fresh plaster.
- Provides excellent adhesion to top coat emulsions.
- Prevents peeling off of top coat emulsions.
- Good coverage.
- It can be used on all types of exterior cement plasters, exterior ceilings, asbestos sheets, concrete, and existing painted surfaces.



LONG LASTING FINISH



ANTI-ALGAL & FUNGAL



LOW VOC



PACK SIZE: 1 LTR., 4 LTRS., 10 LTRS., 20 LTRS.



COVERAGE: 12-14 SQ.M. PER COAT PER LTR.*



DILUTION: WATER

*Coverage may vary depending on the porosity of the surface.

SIRCA WALL PUTTY



SIRCA PAINTS WALL PUTTY is an All Paints Compatible putty suitable for both Exterior & Interior Surfaces.

PRODUCT BENEFITS:

- Water-based, ready-to-use putty meant for filling and smoothing out cracks and dents on plastered walls or similar interior surfaces.
- It is made using special equipment and technology that ensure smoothness and consistency.
- On account of the putty's exceptional whiteness and smoothness, emulsions painted over the putty will tend to look richer.
- It is quick-drying, thus ensuring faster completion of jobs.
- It has better alkali resistance, thus making it more suitable for new walls.



PACK SIZE: 1 KG, 5 KG, 10 KG, 20 KG.



COVERAGE: 3-4 SQ.M. PER COAT PER KG*



DILUTION: WATER

*Coverage may vary depending on the porosity of the surface.

SIRCA ACRYLIC WALL PUTTY



SIRCA PAINTS ACRYLIC WALL PUTTY is water-based putty. It is one of the best products of its kind available in the market, provides a very strong, durable foundation, and brings out the best performance from the finish paints, both in looks and in durability.

PRODUCT BENEFITS:

- Water-based, ready-to-use putty meant for filling and smoothening out cracks and dents on plastered walls or similar interior surfaces.
- The putty has special acrylic binders that ensure that it retains a strong grip on the wall surface, thereby increasing the life of the paint film.
- It is made using special equipment and technology that ensure smoothness and consistency.
- On account of the putty's exceptional whiteness and smoothness, emulsions painted over the putty will tend to look richer.
- It also enhances breathability and lesser porosity compared to conventional putty, thus improving paint performance further.
- It is quick-drying, thus ensuring faster completion of jobs.
- It has better alkali resistance, thus making it more suitable for new walls.



PACK SIZE: 1 KG, 5 KG, 10 KG, 20 KG.



COVERAGE: 3-4 SQ.M. PER COAT PER KG*



DILUTION: WATER

*Coverage may vary depending on the porosity of the surface.

TEXTURES

for exteriors and interiors

SIRCA TEXTURES are high performance textured wall finishes. Based on high performance acrylic emulsions, Inorganic pigments, minerals, biocides, Algicides, Fungicides etc., these are ideal option for protection of the building exteriors & interiors.



SUPERFINE



PACK SIZE: 25
KG BAG



COVERAGE: 0.7-
0.75 SQ.M. PER
COAT PER KG *



DILUTION: 10-15
% WATER

RUSTIC

PACKSIZE: 25
KG BAG

COVERAGE: 0.3-
0.35 SQ.M. PER
COAT PER KG *

DILUTION: 10-15%
WATER

PERLINA

PACKSIZE: 25
KG BAG

COVERAGE: 0.3-
0.35 SQ.M. PER
COAT PER KG *

DILUTION: 10-15%
WATER

*Coverage may vary depending on the porosity of the surface.

METALLIKA

Luxury Metallic Emulsion

SIRCA PAINTS METALLIKA is a water-based special effects paint that creates a variety of effects on exterior and interior walls.

Different types of Special Effects such as Crinkle, Dapple, Weaving, Canvas, Spatula, Color wash, Ragging, Sponging, Combing, and Brushing can be created using a variety of tools on Sirca Metallika Special Effects Paint.

Environment-friendly Sirca Metallika Emulsion does not run or sag on vertical surfaces. It is abrasion-resistant, translucent, odorless, non-toxic, and non-flammable and fully respects people's health and environment.



AVAILABLE COLORS: DIVINE GOLD, 24K GOLD, SILVER, COPPER AND BRONZE



PACK SIZE: 1, 4, 20 LTR.
BUCKET



COVERAGE: 10-12 SQ.M.
PER COAT PER LTR*.



DILUTION: WATER

*Coverage may vary depending on the porosity of the surface.

SIRCA LUSH GLOW HI GLOSS ENAMEL



SIRCA LUSH GLOW HI GLOSS ENAMEL is a high quality, full gloss, hard drying enamel based on a special alkyd resin. It is used as a finish coat on metals, wood and plasters in both interiors and exteriors. It has excellent flow and brush-ability to give a smooth uniform finish. It provides a tough gentle & soothing sheen film which is water and stain resistant.



PACK SIZE: 1 LTR., 4 LTRS., 10 LTRS., 20 LTRS.



DILUTION: WATER



COVERAGE: 20-22 SQ.M./ COAT/ LTR.*

PRODUCT BENEFITS:

- Excellent durability
- Rich & sophisticated look
- Excellent flow & leveling
- Excellent adhesion
- For Interior / Exterior use

*Coverage may vary depending on the porosity of the surface.

RED OXIDE PRIMER



SIRCA RED OXIDE PRIMER is an anti-corrosive primer which acts as a strong corrosion, wearing and weather resistant barrier layer. It has good adhesion and sealing properties.

PRODUCT BENEFITS:

- Excellent Anti-Corrosive performance.
- Outstanding adhesion to blasted steel.
- Good chemical and adhesion resistance.
- Excellent long-term protection of steel.
- Easy to use and apply at the job site.
- Long pot life for optimum working time.



HIGH STRENGTH



SAFE FOR ENVIRONMENT



LOW COST



WEATHER-FAST



**PACK SIZE: 1, 4, 20 LTR.
BUCKET**



**COVERAGE: 12-13 SQ.M. PER
COAT PER LTR*.**

*Coverage may vary depending on the porosity of the surface.

PRIMO

OIL PRIMER INTERIOR

SIRCA PRIMO is a solvent thinnable primer that is suitable to be used on cement as well as wooden surfaces. It is an under coat that provides great adhesion to the surface with good sealing properties thereby making the entire paint system long lasting.



HIGH STRENGTH



SAFE FOR ENVIRONMENT



LOW COST



WEATHER-FAST



**PACK SIZE: 1 LTR., 4 LTRS.,
20 LTRS.**



**COVERAGE: 12-13 SQ.M. PER
COAT PER LTR.***

*Coverage may vary depending on the porosity of the surface.

SIRCA DAMP PROOF

WATER PROOFING FOR EXTERIORS AND INTERIORS



SIRCA DAMP PROOF is a fiber-reinforced elastomeric liquid-applied waterproofing coating. It is formulated with select elastomeric and resilient acrylic polymers and reinforcing synthetic fibers. Upon curing, it forms a thick, seamless, durable membrane thus offering ultimate waterproofing.

PRODUCT BENEFITS:

- Waterproofing protection of up to 3 bars of positive hydrostatic pressure.
- Crack bridging
- Reinforced with synthetic fibers for superior abrasion resistance
- Strong adhesion to masonry
- Surface temperature reduction
- Single pack, easy to apply and simple re-coating.



PACK SIZE: 1 LTR., 4 LTRS., 10 LTRS., 20 LTRS.



DILUTION: WATER



COVERAGE:
HORIZONTAL SURFACE
0.93 SQ.M./ COAT/ LTR.
VERTICAL SURFACE 2.32-
2.7 SQ.M./ COAT/ LTR.*

*Coverage may vary depending on the porosity of the surface.

SIRCA UNIVERSAL STAINERS


SIRCA UNIVERSAL STAINERS are available in a range of twelve attractive colors.

It is an ultimate and VALUE solutions to tint your paints.

These are high strength, durable and weather resistant concentrated stainers which are free of Alkylphenol ethoxylates (APEO)



HIGH STRENGTH



WATER RESISTANT



100% CONSISTENT



SAFE FOR ENVIRONMENT



LOW COST



WEATHER-FAST



PACK SIZE: 50 ml, 100 ml and 200 ml

Sirca®



Your Italian Autograph...

View warranty guide for warranty details and register to avail the same.



Sirca®

WOOD COATINGS (ITALY)

SIRCA PAINTS INDIA LIMITED

📍 G 82, Kirti Nagar, New Delhi 110015

☎ 011-42083083

✉ info@sircapaints.com

www.sircapaints.com

