




BOSCH



PROFESSIONAL MEASURING DEVICES Full Range Catalogue 2022

It's in your hands. Bosch Professional.



TABLE OF CONTENTS

1	Laser Rangefinders	5–13
	GLM 40 Professional GLM 400 Professional GLM 500 Professional NEW GLM 50-23 G Professional NEW GLM 50-27 CG Professional NEW GLM 150 C Professional	
2	Detectors, Inspection Cameras	14–18
	GMS 120 Professional D-tect 120 Professional D-tect 150 SV Professional NEW D-tect 200 C Professional	
3	Point, Line and Rotation Lasers	19–31
	GLL 3X Professional NEW GLL 3-15 X Professional NEW GLL 5-50 X Professional NEW GLL 30 G Professional GLL 3-80 Professional NEW GLL 3-80 CG Professional NEW GRL 350 HV Professional NEW GPL 3G Professional NEW GPL 5G Professional NEW GLL 3-60 XG Professional BM 1 and WM 4 Professional	
4	Optical Levels	32–34
	GOL 26 D / GOL 32 D Professional	
5	Angle Measurers and Inclinometers	35–36
	GIM 60 / GIM 120 Professional GAM 220 Professional	
6	Thermal Camera	37
	NEW GTC 400 C Professional	
7	Accessories: Specifications at a glance	38–39
	Laser receivers / Remote controls: LR 2 / LR 6 / LR 7 / LR 45 / RC 1 Building tripods: BT 150 - 1/4" / BT 150 - 5/8" / BT 160 Professional Wall mounts / Measuring plates / Others: WM 4 and BM 1 Professional/ Ceiling plate / Measuring plate / Laser viewing glasses / R60 Measuring rail Rods / Staffs: GR 500 Professional / BT 350 Professional	

Windows/Doors
 Staircase construction
 Drywall construction
 Interior decoration
 Kitchen/Shop fitting
 Locksmith/Metal construction
 Joiner
 Exhibition fitting
 Electrician
 Heating, Sanitary, Air-conditioning
 Composition floor layer
 Tiler
 Prefabricated construction
 Plasterer
 Painter
 Renovation
 Decorator
 Architect
 Estate agent

INTERIOR FITTING							INSTALLATION		FINISHING					OTHER			
●	●	●	●	●	●	●	●	●	●	●	●	●	●	●	●	●	●
●	●	●	●	●	●	●	●	●	●	●	●	●	●	●	●	●	●
●	●	●	●	●	●	●	●	●	●	●	●	●	●	●	○	●	●
●	●	●	●	●	●	●	●	●	●	●	●	●	●	●	●	●	●
●	●	●	●	●	●	●	●	●	●	●	●	●	●	●	●	●	●
○	●	○	●	○	●	●	●	●						●	●		
○	●	●	●		●	●	●	●						●	●		
○	●	●	●		●	●	●	●						●	●		
○	●	●	●		●	●	●	●						●	●		
○	●	●	●	●	●	●	●	●	●	○	○	○	○	●	●		
○	●	●	●	●	●	●	●	●	○	○	○	○	○	●	●		
○	●	●	●	●	●	●	●	●	○	○	○	○	○	●	●		
●		●	●			●				●							
○	●	●	●	●	●	●	●	●	○	●	○	○	○	●	○		
○	●	●	●	●	●	●	●	●	○	●	○	○	○	●			
○	●	●	●	●	●	●	●	●	○	○	○	○	○	●			
●	○	○	○	●	●	○	●	●						○	○		
●	○	○	○	●	●	○	●	●						○	○		
○	●	●	●	●	●	●	●	●	○	●	○	○	○	●	○		
●	●	●	●	●	●	●	○	○	●	●	●	●	●	●	●		
●	●	●	●	●	●	●	○	○	●	●	●	●	●	●	●		
						●			●				●	○	●	○	
				○	○	○	●	●						●	●		

Ideal ● Possible ○

1. LASER RANGEFINDERS FROM BOSCH

More range, more functionality



Laser range finders from Bosch are precision instruments that achieve reliable measuring results in the most difficult conditions. All Bosch range finders excel due to their functionality, robustness, ease of use and attractive pricing. High-quality technological components ensure reliable operation and long life. Your advantage: maximum precision even in extreme conditions.

FEATURES AND FUNCTIONALITY

Bosch offers a range of different laser rangefinders for all applications. From the laser rangefinder with the longest range in the market to the compact entry-level instrument.

							Explanations
± 2 mm	± 1.5 mm	± 1.5 mm	± 1.5 mm	± 1.5 mm	± 1.5 mm	+ -	Typical measuring accuracy
10	—	—	●	20+1	20+1		Memory + constant
●	●	●	●	●	●		Distance, area and volume measurement
●	●	●	●	●	●		Continuous measurement
●	●	●	●	●	●	+/-	Addition/subtraction
—	—	—	—	●	●		Corner measuring pin
—	—	—	●	●	●		Wall area measurement
—	—	—	—	●	●		Timer function
—	—	—	—	●	●	min/max	Min./max. function
—	—	50 m	50 m	50 m	●		Incline measurement
40 m	40 m	—	●	●	●		Indirect distance measurement
●	●	●	●	●	●		Single indirect height measurement
—	—	—	—	●	●		Double indirect height measurement
—	—	—	●	—	—		Stake-out function
—	—	—	—	●	●		Bluetooth data transfer
GLM 40 Professional	GLM 400 Professional	GLM 500 Professional	GLM 50-23 G Professional	GLM 50-27 CG Professional	GLM 150 C Professional		



Laser Class
Laser Type: 635 nm,
<1mW



GLM 40 Professional

All the relevant functions in a compact design

- Compact, robust and easy-to-use tool for various measuring functions
- Large, automatically illuminated three-line display for the best visibility
- Soft grip all-round protection and robust design for tough jobsite conditions



GLM 40 PROFESSIONAL

Part number	06010729F0
Measuring range	0.15 – 40.00 m
Typical measuring accuracy	± 2 mm
Lowest indication unit	1 mm
Battery service life, (approx.)	5000 individual measurements
Power supply batteries	2 x 1.5 V LR03 (AAA)
Dust and splash protection	IP 54
Automatic switch off after (approx.)	20 s (laser) 5 min. (tool)
Units of measure	m, ft
Dimensions (L/W/H)	105 mm x 41 mm x 24 mm
Weight	0.1 kg
Scope of supply	2 x 1.5 V LR03 (AAA) batteries, manufacturer's certificate



GLM 400 Professional

Conversion at one press

- Dedicated conversion button for immediate unit change at one press
- User-friendly human machine interface (HMI) for quick selection of measuring functions
- Colour display technology for easy interpretation of essential information and measurements



0.05-40m



±1.5mm



IP 54



COLOUR DISPLAY



GLM 400 PROFESSIONAL

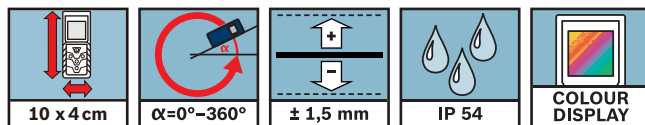
Part number	0601072RK0
Measurement range max	0.05 - 40.00 m
Measurement accuracy, typical	± 1.5 mm
Automatic deactivation	5 min
Tripod thread	1/4"
Laser diode	635 nm, < 1 mW
Laser colour	Red
Laser class & type	2
Dust and splash protection	IP 54
Power supply batteries	2 x 1.5 V LR03 (AAA)
Units of measurement	m/cm/ft/inch/ft-inch
Measuring range, up to	40 m
Weight	0.1 kg
Scope of supply	2 x 1.5 V LR03 (AAA) batteries, manufacturer's certificate




GLM 500 Professional

The 2-in-1 360° Measuring Device

- Easy and fun - Intuitive colour display
- Precise - Measuring range of up to 50 metres
- Versatile - 2-in-1 distance and inclination measurer



Tilt sensor, 360°
For easy angle measurement and leveling applications

ISO Certification 
Guaranteeing promised accuracy and range in all circumstances

Robust housing, IP 54-rated
Splash water proof and dustproof tool for rough construction site conditions



Colour display
for easy understanding of results

High accuracy
of ± 1.5 mm for precise measurements

GLM 500 PROFESSIONAL

Part number	0601072HF0
Measuring range	0.05 - 50 m
Tilt sensor range	0° - 360°
Measuring accuracy (typical)	± 1.5 mm
Angle measurement accuracy	0.2°
Lowest indication Unit	0.1 mm
Battery service life, (approx.)	10,000 individual measurements
Power supply batteries	2 x 1.5 V LR03 (AAA)
Dust and splash protection	IP 54
Automatic switch off after	5 min.
Units of measure	m, cm, ft, in (fractions), ft/in (fractions)
Dimensions (L/W/H)	106 mm x 45 mm x 24 mm
Weight	0.1 kg
Scope of supply	2 x 1.5 V LR03 (AAA) batteries, carrying strap, manufacturer's certificate



NEW GLM 50-23 G Professional

Outstandingly robust: 2-in-1 laser measure with green laser for rough jobsites

- Integrated 360° tilt sensor for easy angle / inclination measurement, an added versatility to the laser measure
- Intuitive user interface with additional supportive features (favourite button, colour display, help function) makes handling convenient
- Ideal for demanding jobsites thanks to IP 65 protection, and shock-absorbing rubber casing



GLM 50-23 G PROFESSIONAL

Part number	0601072VK0
Measuring range	0.05 – 50.00 m
Laser diode	515 nm, < 1 mW
Laser class	2
Measurement accuracy, typical	± 1.5 mm
Measuring accuracy	± 0.2°
Measurement time, max.	4 s
Power supply	2 x 1.5 V LR6 (AA)
Automatic deactivation	5 min
Tripod thread	1/4"
Dust and splash protection	IP 65
Laser colour	Green
Measuring range, up to	50 m
Memory capacity (values)	30
Weight, approx.	0.2 kg
Scope of supply	2 x 1.5 V LR6 (AA) batteries, manufacturer's certificate



NEW GLM 50-27 CG Professional

Robust & reliable laser measure with green laser for excellent visibility

- Green laser technology ensures excellent visibility for long-distance measurements in bright indoor conditions
- Ideal for rough construction work due to 1.5-metre drop resistance, IP65 protection, and shock-absorbing rubber casing
- Quick documentation and fast data transfer thanks to Bluetooth® connectivity and Bosch MeasureOn App



GLM 50-27 CG PROFESSIONAL

Part number	0601072U00
Laser diode	515 nm, < 1 mW
Measurement range	0.05 – 50.00 m
Laser class	2
Measurement accuracy, typical	± 1.5 mm
Measurement time, typical	< 0.5 s
Measurement time, max.	4 s
Power supply	2 x 1.5 V LR6 (AA)
Automatic deactivation	5 min
Memory capacity (values)	30
Dust and splash protection	IP 65
Tripod thread	1/4"
Data transfer	Bluetooth™ 4.2 Low Energy
Laser colour	Green
Weight, approx.	0.2 kg
Scope of supply	2 x 1.5 V LR6 (AA) batteries, pouch, manufacturer's certificate



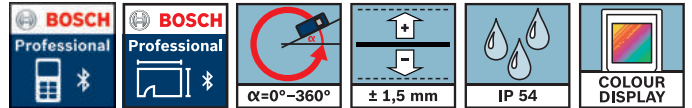


NEW GLM 150 C Professional

- with Bluetooth Connectivity

Laser measurement with accuracy up to 150 m

- Camera for optimum visibility of laser point at a distance of 150 m
- Fast and easy targeting, especially outdoor and over long distances
- Intuitive handling for fast access of needed functions, language guidance and help function
- Data transfer to Bosch Measuring Master App for fast and easy documentation



Tilt sensor, 360°

For easy angle measurement, and leveling applications

Camera
+ Zoom

Connectivity

Bluetooth smart (Low Energy)

Working range

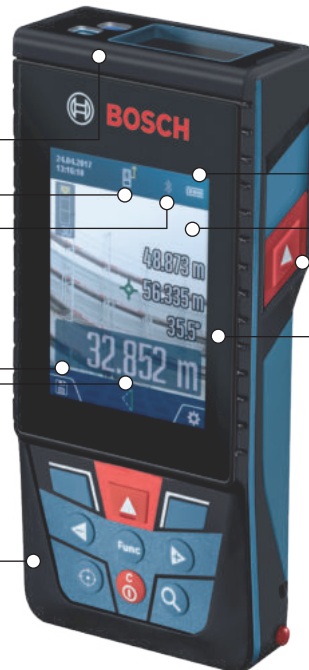
Up to 400 feet / 150 m

Memory

Stores up to 50 measurements

Robust housing, IP 54-rated

Splash waterproof and dustproof tool for rough construction site conditions



Battery

3x quality AA Alkaline batteries

Colour display

2.8" IPS colour display + optical bonding for better readability

Side keypad

For flexible measurements

High accuracy

±1.5 mm for precise measurements

GLM 150 C PROFESSIONAL

Part number	0601072FK0
Working range	400 feet/150 m
Laser measuring range	0.08 - 150 m
Laser class	2
Accuracy	± 1.5 mm
Camera	5 MP integrated camera + 3-stage Zoom
Display	2.8 inch IPS colour display + flip display
Connectivity	Bluetooth smart (Low Energy)
Memory capacity	50 measurements
Dust and splash protection	IP 54
Power supply batteries	3 x quality AA Alkaline batteries
Units of measurement	m, cm, ft, fractional inch
Tripod thread	Plastic, 1/4 inch
Scope of supply	3 x 1.5 V LR6 (AA) batteries, hand strap, pouch manufacturer's certificate



Many possibilities thanks to digital data transfer

The new GLM 150 C Professional laser measure transfers your measured values directly to a PC, tablet PC or smartphone: easily, quickly and without transfer errors, via integrated data interface. Combined with the “GLM measure & document” app and the “GLM floor plan” app, your data can then be processed in a versatile way.



Connect your smartphone/tablet to the GLM 150 C

Android devices:

Bluetooth data transfer is possible between the GLM 150 C and Android devices with Bluetooth 2.0, 2.1 or 3.0.

iOS devices:

Bluetooth data transfer is possible between the GLM 150 C and iOS devices with Bluetooth Smart technology.



This is how easy it is: GLM app



1 Take a photo

Simply take a photo of the jobsite using the Bosch GLM 50 C and GLM 150 C Professional measurement camera app.



2 Mark the measuring distance

Highlight the distance you want to measure into the photo.



3 Transfer the measurements into the photo

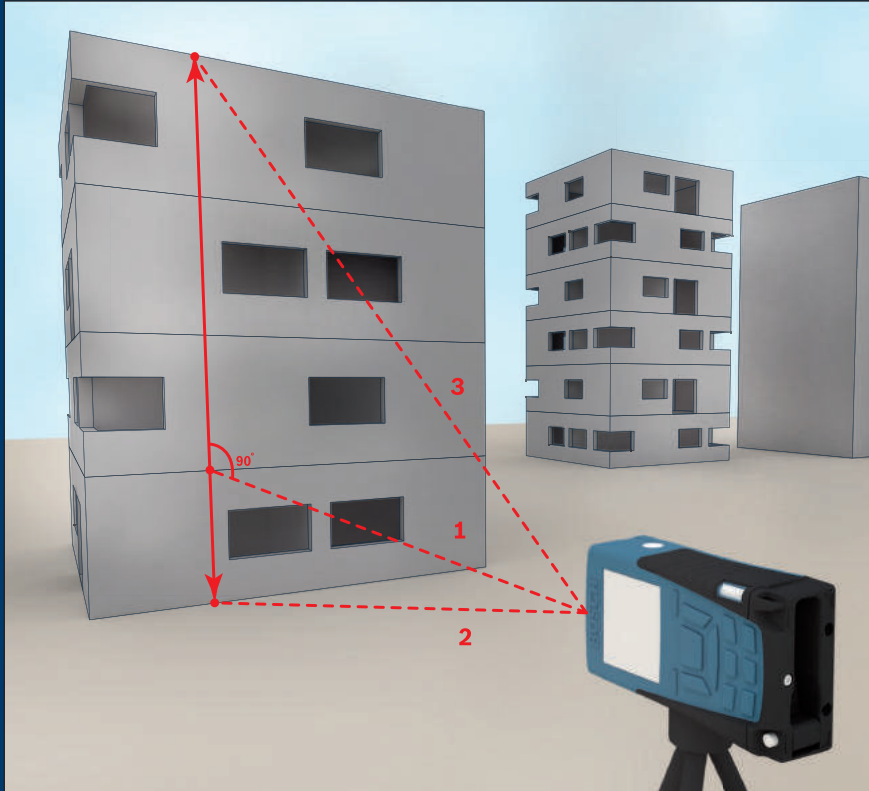
Perform the desired measurement and have it displayed directly in the picture. Take further measurements if necessary and, for example, send them by e-mail to coordinate them with other participants in the construction project.



4 Process measured values

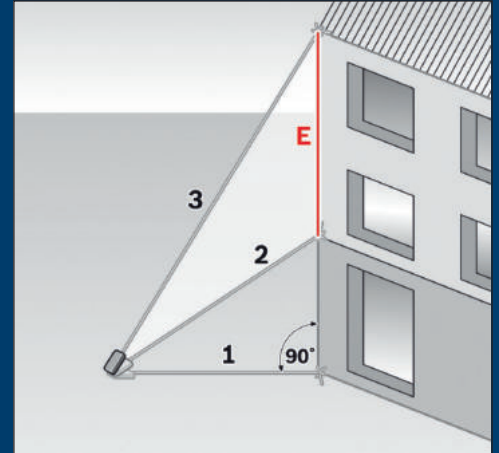
Measured values can be individually named in the measured value list and saved in special project folders – with date, time and type of measurement. Areas and volumes, for example, can be calculated by simply dragging the measured values on top of each other.

UNIQUE FUNCTIONS



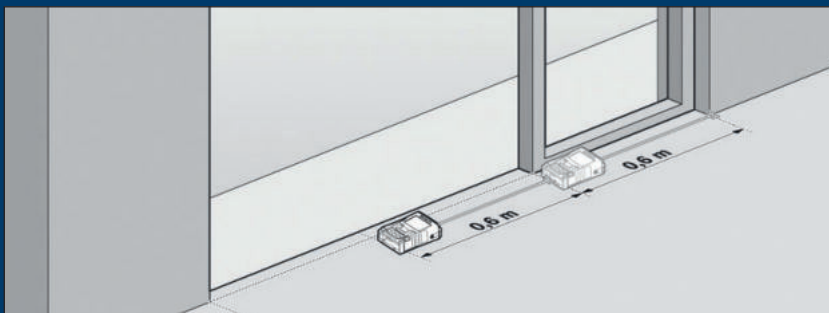
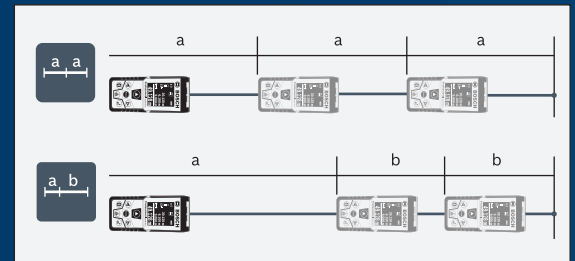
Double Pythagoras

for convenient height calculation in hard-to-reach areas and from tripods.



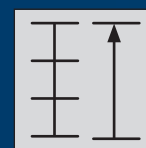
Combined Pythagoras

for partial height measurement.



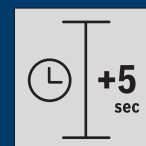
Multifunctional measuring pin

with 2 fixed locking positions at 90° and 180° for precise measurements in all situations. The 90° locking position is for measurements from corners and the 180° locking position is for measurements from outer walls and edges.



Stake-out function

for marking repetitive distances.



Timer function

for delayed measurement from hard-to-reach areas where the laser rangefinder cannot be prevented from moving when the button is pressed.

2. DETECTORS FROM BOSCH

Reliable detection solutions for every application



Detectors have a wide range of applications. Various materials have to be reliably detected in different building materials, to avoid accidents and save on rework. For example, the cost of repairing an accidentally drilled into water pipe or electric cables is much higher than the cost and time taken in avoiding this.

The range consists of multi-detectors and special detectors that can also be used to reliably detect plastic pipes. Even the depth of the objects is displayed. All detectors from Bosch are calibration-free.



Detectable materials	Cavities	Plastic pipes	Live cables	Iron	Non-ferrous metals	Wood
Measuring depth GMS 120 Professional	–	–	5 cm	12 cm	8 cm	3.8 cm
Measuring depth Wallscanner D-tect 120 Professional	–	6 cm	4 cm	10 cm	8 cm	2 cm
Measuring depth Wallscanner D-tect 150 CNT Professional	6 cm	8 cm	6 cm	15 cm	15 cm	6 cm






GMS 120 Professional

The most reliable multi-detector in its class

- Application errors are avoided due to automatic calibration
- Reliable detection even of deep-lying objects up to a depth of 12 cm
- Clear indication of objects due to the three-colour LED luminous ring with marking hole
- Better visibility due to illuminated display
- Pinpoint indication of the object's centre with the "Center Finder" scale, and display of material properties
- Three detection modes for various applications: drywall mode, metal mode, live cable mode



Modes	Drywall mode 	Metal mode 	Live cable mode 
Detection	All objects (wooden substructures, metal substructures, live cables)	Ferrous and non-ferrous metals, live cables	Only live cables with electricity of 50/60 Hz
Maximum detection depth	3.8 cm	12 cm (ferrous), 8 cm (non-ferrous)	5 cm

GMS 120 PROFESSIONAL

Part number	0601081000
Measuring range	0.05 - 120 mm
Detection depth, magnetic metal, max.	120 mm
Detection depth, non-magnetic metal, max.	80 mm
Detection depth, live cables, max.	50 mm
Detection depth, wooden substructures, max.	38 mm
Typical measuring accuracy	± 1.5 mm
Laser class	2
Laser diode	635 nm / < 1 mW/2
Accuracy of incline measurement	± 0.2°
Individual measurements per battery charge	25000
Weight, approx.	0.14 kg
Dimensions (L/W/H)	111 x 51 x 30 mm
Dust and splash protection	IP 54
Detectable objects	Ferrous metals, non-ferrous metals, wooden studs, live cables
Scope of supply	Protective case, micro USB charger, micro USB data cable, manufacturer's certificate

LED luminous ring with marking hole:

The three-colour LED luminous ring indicates the detection result quickly and clearly. Detection results can be marked quickly and conveniently thanks to the marking hole. The sensors are positioned centrally around the marking hole to ensure the greatest possible safety. This prevents drilling mistakes.



Red signal:
Object found

Yellow signal:
Caution – object found nearby or deep-lying object found

Green signal:
No object found



D-tect 120 Professional

The most convenient universal detector for reliable detection of all materials

	Metal	Lives wires (AC cables)	Wooden objects	Water-filled plastic (PVC) pipes	Maximum detection depth
	+++	+++	+	++	max. ↓
	+++	+++	+++	++	6 cm
	+++	+++	+	++	6 cm
	+++	+++	+	++	12cm

- + - can be detected
- ++ - can be found well
- +++ - can be found very well

Center Finder Technology
Giving direction indication for precise location of object center

Easy user interface
Featuring 3 mode buttons

Dual power source
Compatible with 10.8V and 12.0V Li-ion battery pack or AA batteries for extra flexibility


Spot measurement
Immediate and reliable results

Reliable detection
For all objects including metals, live cables, wooden objects and water-filled plastic pipes

USP
Unique Selling Point

D-tect 120 PROFESSIONAL

Part number	06010813K0
Detection mode	Universal, Concrete, Drywall
Detectable materials	Water-filled plastic pipes, ferrous metals, non-ferrous metals, wooden studs, live cables
Maximum scanning depth	
– Ferrous metals	120 mm
– Non-ferrous metals (copper)	80 mm
– Live conductors 110–230 V	50 mm (voltage applied)
– Wood	38 mm
Automatic deactivation	5 mins
Power supply	10.8V and 12.0V Li-ion or 4 x 1.5V LR6 (AA) (with AA battery adapter)
Weight, approx.	0.5 kg
Scope of supply	4 x 1.5 V LR6 (AA) batteries carrying bag, battery adapter





D-tect 150 SV Professional

The specialist for finding objects in difficult conditions

- More reliable detection of objects in damp concrete
- Millimetre-accurate detection of ferrous/non-ferrous metals, live cables, wooden studs and plastic pipes
- Digital display of material properties



D-tect 150 SV PROFESSIONAL

Part number	0601010008
Detectable materials	Magnetic metals (e.g. iron), non-magnetic metals (e.g. copper), live cables, non-live cables, empty plastic pipes, water-filled plastic pipes, wooden substructures
Max. detection depth	150 mm
Accuracy of indicated drilling depth	150 mm
Accuracy	± 5 mm (*plus use-dependent deviation)
Automatic deactivation approx.	5 min
Power supply	4 x 1.5 V LR6 (AA), 4 x 1.2 V HR06 (AA)
Weight, approx.	0.65 kg
Scope of supply	4 x 1.5 V LR6 (AA) batteries protective bag, quick-start card



NEW D-tect 200 C Professional

Scan and spot the unseen

- More depth for better safety - Increased maximum detection depth to 200mm with object depth indication
- All-round detection - Detection of all common objects, even in narrow spots with the unique spot mode
- See the unseen - Clear visualisation of detected objects including the new leakage detection function through the intuitive HMI



**COMING
SOON**



D-tect 200 C PROFESSIONAL

Part number	06010816K0
Detectable materials	Magnetic metals (e.g. iron), non-magnetic metals (e.g. copper), live cables, low-voltage & data cables
Max. detection depth	200 mm
Dust and splash protection	IP 5X
Accuracy	±5 mm
Wall types	Concrete, early age concrete, drywall, brick/universal, horizontal coring brick, vertical coring brick, panel heating
Power supply	12 V Li-Ion battery, 10.8 V-Li-Ion battery, 4 x 1.5 V LR6 (AA)
Weight, approx.	0.64 kg
Scope of supply	4 x 1.5 V LR6 (AA) batteries, AA1 alkaline battery adapter, pouch, USB-C™ cable, hand strap, cardboard box

3. POINT, LINE AND ROTATION LASERS FROM BOSCH

The right tool for every application



	POINT LASERS		LINE LASERS							ROTATION LASERS
	GPL 3 G Professional	GPL 5 G Professional	GLL 3X Professional	GLL 3-15 X Professional	GLL 5-50 X Professional	GLL 30 G Professional	GLL 3-80 Professional	GLL 3-80 CG Professional	GLL 3-60 XG Professional	GRL 350 HV Professional
● Ideal ○ Suitable ○ Possible – Unsuitable										
Horizontal levelling/alignment	●	○	●	●	●	●	●	●	●	●
Vertical levelling/alignment	●	○	●	●	●	●	●	●	●	●
Plumb alignment/plumb function	○	●	○	○	○		●	●	●	○
Transfer of right angles	●	●	–	–	○		●	●	●	○
Room partitioning	○	○	–	–	○	○	●	●	●	○
Tiling	–	–	○	○	○	●	●	●	●	–

HV: Horizontal & Vertical



Point lasers

Point lasers can be used to quickly and reliably align pillars in a plumb position or to transfer hole plans from the floor to the ceiling.



Line lasers

Line lasers are ideal for horizontal and vertical indoor alignment. They are compact, reliable and easy to operate.



Rotation lasers

Rotation lasers are recommended for all horizontal and vertical work, both indoors and outdoors.



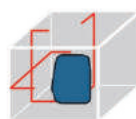


GLL 3X Professional

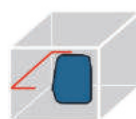
Compact 3-line laser

The versatile solution for indoor jobs

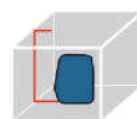
- Compact, modern and robust design for great mobility and durability
- Easy to use for versatile applications
- Vivid line visibility for maximum work efficiency



3 Lines



Horizontal



Vertical



GLL 3X PROFESSIONAL

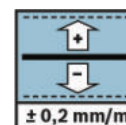
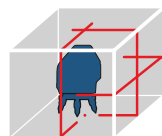
Part number	0601063CJ0
Working range	15 m
Levelling accuracy	± 0.5 mm/m
Self-levelling range	± 4°
Laser diode/class	635 Nm <1 mW/2
Tripod thread size	1/4"
Operating time, max.	15 h
Power supply	4 x 1.5 V (AA)
Product dimension (L/W/H)	97 x 65 x 120 mm
Weight	0.5 kg
Scope of supply	4 x 1.5 V (AA) batteries, protective pouch



NEW GLL 3-15 X Professional

For easy decorative interior fitting applications

- Maximum precision thanks to the Bosch Pendulum Precision System
- Projection of a vertical and a horizontal line
- Detachable, 360° rotating platform with bubble vial and fine adjustment



Quality

Bosch Intelligent Current Management (ICM) for the highest laser line performance and operating lifetime



Robust

Bosch Pendulum Precision System (PPS) for maximum levelling accuracy



Detachable rotating platform

360° fine adjustment for precise control of laser lines



IP 54 rated

For maximum tool protection

Height adjustable legs

For extra levelling flexibility

GLL 3-15 X PROFESSIONAL

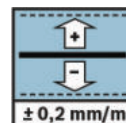
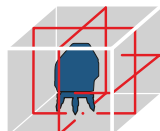
Part number	0601063M80
Working range, line	15 m
Working range with receiver	50 m
Levelling accuracy	± 0.2 mm/m
Self-levelling range	± 3°
Tripod thread size	5/8 inch only
Dust and splash protection	IP 54
Power supply	4 x 1.5 V LR6 (AA)
Operating time, approx.	
– with 1 laser line	24 h
– with 2 laser lines	14 h
– with 3 laser lines	10 h
Weight, approx	0.72 kg
Scope of supply	4 x 1.5 V (AA) batteries, carrying bag, tripod adapter



NEW GLL 5-50 X Professional

Compact, robust, quality for everyday interior levelling applications

- For easy decorative interior fitting applications
- Maximum precision thanks to the Bosch Pendulum Precision System
- Projection of two vertical 90° lines and one horizontal line
- Maximum performance and lifetime of the laser diode thanks to Bosch Intelligent Current Management



Quality

Bosch Intelligent Current Management (ICM) for the highest laser line performance and operating lifetime



Robust

Bosch Pendulum Precision System (PPS) for maximum levelling accuracy



Detachable rotating platform

360° fine adjustment for precise control of laser lines



IP 54 rated

For maximum tool protection

Height adjustable legs

For extra levelling flexibility

GLL 5-50 X PROFESSIONAL

Part number	0601063N80
Working range, line	15 m
Working range with receiver	50 m (with LR 6 receiver)
Working range, point	5 m
Accuracy	± 0.2 mm/m
Self-levelling range	± 3°
Slope function	Yes
Tripod thread size	5/8 inch only
Dust and splash protection	IP 54
Power supply	4 x 1.5 V LR6 (AA)
Weight, approx	0.72 kg
Scope of supply	4 x 1.5 V LR6 (AA) batteries, carrying bag



NEW GLL 30 G Professional

Simple and compact for bright environment

- A real green laser diode which increases effectiveness, robustness and offers best visibility
- Longer battery runtime (less power consumption compared to converted green beam)
- Less heat emission compared to converted green beam and green beam competitors which increases product runtime and lifetime (Bosch software management)



Palm size

With the innovative T-lens technology, contributing to a very compact design in palm size for easy handling

Simple

Ease-of-use by means of one sliding switch for switching on and off



Green laser technology

Thanks to the green laser technology with up to 4 times more visible versus red beam line

Optimised handling

Stable placement thanks to the soft-grip & transportation lock for the pendulum during switch off



GLL 30 G PROFESSIONAL

Part number	0601063V80
Working range	10 m
Levelling accuracy	±0.8 mm/m
Typical self-levelling range	±4°
Typical self-levelling time	6 s
Laser class	Class 2
Laser type	(500–540 nm, <5mW)
Operating temperature	+5°C...+40°C
Storage temperature	-20°C...+70°C
Tripod mount	1/4"
Power source	2 x 1.5 V LR6 (AA)
Dimension	71 x 55 x 72 mm
Weight	0.25 kg
Scope of supply	2 x 1.5 V LR6 (AA) batteries, pouch



GLL 3-80 Professional

360° three-plane levelling and alignment-line laser

- Laser generates one horizontal and two vertical 360° laser planes from one startup point
- High accuracy up to ± 0.2 mm/m
- Pendulum lock for safe transport
- IP 54 for robust protection
- Four AA batteries and carrying case

3x360° red laser lines

with best visibility due to high power diodes

High accuracy

± 0.2 mm/m

Pendulum lock

for safe transport

IP 54

for robust protection



Intuitive keypad

for easy mode selection and receiver function activation

2 modes

self-levelling mode and lock mode

Receiver mode

for high working range up to 120m (diameter). Compatible to new LR 7 and LR 6 Professional receivers

1/4 inch and 5/8 inch tripod thread

for compatibility with all accessories. Works additionally also with new RM 2 Professional

Alkaline battery powered

with 4 x 1.5 V (AA) batteries

GLL 3-80 PROFESSIONAL

Part number	0601063S00
Accuracy	± 0.2 mm/m
Battery voltage	1.5 V
Laser diode	Class II 630 - 670 nm
Levelling type	Self-Levelling, up to 4°
Material	Composite
Mount threading	1/4-20, 5/8-11
Operating temperature	14°F/-10°C up to 104°F/40°C
Working range	30m (w/o receiver), Up to 120 m (with receiver)
Scope of supply	4 x 1.5 V LR6 (AA) batteries, belt pouch



NEW GLL 3-80 CG Professional

Green supreme visibility in 3 x 360°

- 3x360° laser lines with best visibility due to high power diodes
- High accuracy up to ± 0.2 mm/m
- Contactless controlling without touching and without losing precision
- Dual power source for highest flexibility
- Receiver mode for high working range up to 120 m (dia.), compatible to new LR 7 receiver

3x360° red laser lines

with best visibility due to high power diodes



Contactless controlling

without touching and without losing precision



High accuracy

± 0.2 mm/m



Dual power source

for highest flexibility



GREENLASER

Technology

Receiver mode

for high working range up to 120m (diameter).
Compatible to new LR 7 receiver

Motorised line adjustment possible

with RM 3
(fits also with non-motorised RM 2)

Intuitive keypad

for easy mode selection and receiver function activation

GLL 3-80 CG PROFESSIONAL

Part number	0601063U80
Accuracy	± 0.2 mm/m
Laser diode	500 - 540 nm, < 10 mW
Operating temperature	-10 - 40 °C
Storage temperature	-20 - 70 °C
Laser class	2
Working range with receiver	120 m (diameter)
Working range without receiver	30 m (diameter)
Levelling type	Self-levelling, up to 4°
Levelling time	4 s
Dust and splash protection	IP 54
Operating time (max.)	6 h (Li-ion) and 4 h (4xAA) in 3-line mode
Tripod thread	1/4 inch, 5/8 inch
Colour of laser line	Green
Projection	3 x 360° line
Scope of supply	4 x 1.5 V LR6 (AA) batteries, AA1 alkaline battery adapter, pouch, laser target plate, carrying case, universal holder BM 1, clamp



NEW GRL 350 HV Professional

Rotational laser for horizontal and vertical application with manual dual slope

- Versatile - Horizontal and vertical manual dual slope function enable change in grade in two-axis application
- Flexible - Variable-speed and Scan-angle selection allow optimum usability at different lighting conditions
- Robust - IP 56 rated to protect against dust and water for tough jobsite conditions, with shock-warning function to alert error due to vibration



GRL 350 HV PROFESSIONAL

Part number	0601061S40
Working range (diameter)	
- without laser receiver	Approx. 60 m
- with laser receiver	Approx. 350 m
Levelling accuracy (Horizontal)	± 1.5 mm/30 m
Levelling accuracy (Vertical)	± 3 mm/30 m
Self-levelling range (typical)	± 8% (± 4.6)
Levelling duration (typical)	30 s
Rotation speed	0/150/300/600 min ⁻¹
Scan angle for line operation	10 / 25 / 50
Slope range for manual operation	± 8%
Operating temperature	-10 – +50 °C
Storage temperature	-20 – +70 °C
Laser class	3R
Degree of protection	IP 56
Batteries	2 x D-cell batteries
Product dimensions (L x W x H)	187 x 182 x 170 mm
EPTA Weight	1.8 kg
Scope of supply	GRL 350 HV self-levelling rotary laser, LR 30 laser receiver with RB 30 receiver bracket, WM 24 wall mount, red laser glasses, red target plate, (2) D batteries, (1) 9V battery, and all-in-one carrying case

POINT, LINE AND ROTATION LASERS

More information about the professional blue measuring tools and accessories can be found at www.bosch-pt.co.in



NEW GPL 3 G Professional

The robust and compact 3-point laser with highly visible green laser points

- Green laser points provide up to four times better visibility than red points User-friendly human machine interface (HMI) for quick selection of measuring functions
- Durable design for tough conditions: rubberised housing with recessed glasses, IP65 dust and water jets protection
- Integrated rotation mount with strong magnets for fast and secure mounting



**COMING
SOON**



GPL 3 G PROFESSIONAL

Part number	0601066N00
Laser diode	< 1 mW, 500 – 540 nm
Operating temperature	-10 – 45 °C
Storage temperature	-20 – 70 °C
Laser class	2
Working range	up to 30 m
Accuracy	± 0.35 mm/m
Self-levelling range	± 4°
Levelling time	4 s
Dust and splash protection	IP 65
Operating time (max.)	8 h
Tripod thread	1/4"
Projection	3 points
Weight, approx.	0.35 kg
Scope of supply	2 x 1.5 V LR6 (AA) batteries, pouch



NEW GPL 5 G Professional

The tough and compact 5-point laser with highly visible green laser points

- Green laser points provide up to four times better visibility than red points
- Durable design resists tough conditions: rubberised housing with recessed glasses, IP65 dust and water jets protection
- Fast and secure mounting thanks to integrated rotation mount with strong magnets



**COMING
SOON**



GPL 5 G PROFESSIONAL

Part number	0601066P00
Laser diode	< 1 mW, 500 – 540 nm
Operating temperature	-10 – 45 °C
Storage temperature	-20 – 70 °C
Laser class	2
Working range	up to 30 m
Accuracy	± 0.35 mm/m
Self-levelling range	± 4°
Levelling time	4 s
Dust and splash protection	IP 65
Operating time (max.)	8 h
Power supply	2 x 1.5 V LR6 (AA)
Tripod thread	1/4"
Projection	5 points
Weight, approx.	0.35 kg
Scope of supply	2 x 1.5 V LR6 (AA) batteries, pouch



NEW GLL 3-60 XG Professional

3 x 360° Green line laser – All-round levelling solution

- All-round solution - 3 x 360° green line laser with 1 horizontal and 2 vertical lines for your everyday levelling needs
- Visible - Optimum laser lines visibility thanks to Bosch Green laser technology
- Versatile - Slim cone mirror and turret design designated to fulfil various applications including even concrete plaster



GLL 3-60 XG PROFESSIONAL

Part number	0601063ZK0
Laser diode	500 – 540 nm, < 10 mW
Laser class	2
Working range	up to 30 m
Laser class	2
Working range	up to 30 m
Working range with receiver	up to 60 m
Self-levelling range	± 3°
Dust and splash protection	IP 54
Power supply	4 x 1.5 V LR6 (AA)
Tripod thread	1/4" & 5/8"
Colour of laser line	Green
Compatible laser receivers	LR 7
Working range, value	30 m
Weight, approx.	0.82 kg
Scope of supply	4 x 1.5 V LR6 (AA) batteries, carrying bag, laser target plate

POINT, LINE AND ROTATION LASERS

More information about the professional blue measuring tools and accessories can be found at www.bosch-pt.co.in

BM 1 Professional

The universal solution for line and point lasers

- Flexible fitting of the mount, for example with screws, magnets or on a tripod
- The clamp makes the BM 1 ideal for ceiling applications
- Height adjustment with locking device for safe and precise alignment
- Easy fixing of the laser
- Ideal also in combination with the BT 350 Professional telescopic pole
- Can be used as a floor tripod with extendible supporting legs



WM 4 Professional

Wall holder

- Increased benefit with accessories
- Versatile fixing of the mount
- Height adjustment with locking device for safe and precise alignment
- Suitable for GRL 350 HV




	BM 1 PROFESSIONAL	WM 4 PROFESSIONAL
Part number	0601015A01	0601092400
Height	-	340 mm
Weight, approx.	0.5 kg	0.7 kg
Suitable for	GLL 3-80 P, GLL 2-80 P, GLL 3-50, GLL 2-50, GLL 2-15, GCL 25, GPL 5, GPL 3 Professional	GRL 350 HV/HVG, GRL 400 H, GRL 500 H/HV Professional

4. OPTICAL LEVELS FROM BOSCH

Precise and extremely robust

The optical levels from Bosch, GOL 26 D and GOL 32 D excel due to their high precision and great reliability. The tried-and-tested instruments make levelling easier and can be set precisely and reliably, which makes them perfect for use in tough conditions on the construction site.



ACCESSORIES



BT 160 -
Thread Size 5/8 inch



GR 500



GOL 26 D Professional

Extremely robust for outdoor use

- Designed for outdoor use due to sturdy metal housing with dust and splash protection (IP 54)
- Robust design with circular vial with 90° prism for easy and fast set-up
- Carrying case with compensator lock for safe transport
- Large aperture 26x-power lens - allows more light for a sharper image and excellent magnification
- Self-levelling compensator with transport lock - protects pendulum in carrying case against damage and loss of calibration
- Both horizontal/vertical crosshairs and stadia lines - measures level, alignment and estimates distance
- Magnetic dampening system - quickly settles the system and reduces the effects of job site vibration



GOL 26 D PROFESSIONAL

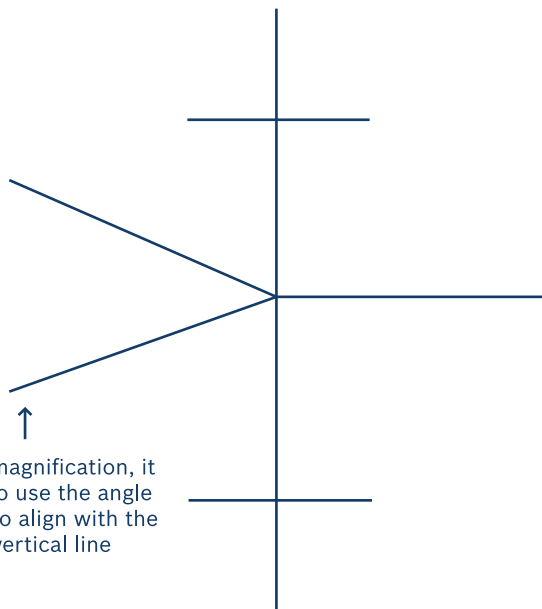
Part number	06010680F0
Unit of measure	360°
Deviation for 1 km run levelling	1 mm
Working range	Up to 100 m
Magnification	26x
Levelling accuracy	1.6 mm at 30 m
Dust and splash protection	IP 54
Dimensions (L/W/H)	215 x 135 x 145 mm
Weight	1.7 kg
Scope of supply	Lens cover, plumb bob, allen key, adjusting pin, carrying case



GOL 32 D Professional

The robust solution for precise levelling at long distance

- Extremely robust for tough outdoor application
- 32x magnification for precise work at longer distance
- Collimator and bubble vial are built into the housing for greater durability
- Self-levelling compensator with transport lock – protects pendulum against damage and loss of calibration
- Large aperture 32x-power lens – allows more light for a sharper image and excellent magnification
- Weather resistant design - IP54
- Solid metal base and three precision levelling screws - provides stability in all weather for precision leveling
- Both horizontal/vertical crosshairs and stadia lines - measures level and alignment and estimates distance
- Top mount quick sight – for quick sighting of levelling rod circular bubble vial with 90-degree prism – for easy, fast set-up



GOL 32 D PROFESSIONAL

Part number	06010685F0
Unit of measure	360°
Deviation for 1 km run levelling	1 mm
Working range	Up to 120 m
Magnification	32x
Levelling accuracy	1 mm at 30 m
Dust and splash protection	IP 54
Dimensions (L/W/H)	215 x 135 x 145 mm
Weight	1.7 kg
Scope of supply	Lens cover, plumb bob, allen key, adjusting pin, carrying case

5. ANGLE MEASURERS AND INCLINOMETERS FROM BOSCH

Precise and extremely robust



Ideal for precise measurement of inclines, horizontals or angles from 0° to 360°. These tools are impressively easy to operate in every application: acoustic signal transmitters, memory and calculation functions, and displays that can be read overhead, all serve to make work easier.

GIM 60 / GIM 120 Professional Precise digital inclinometers

- Measures precise tilts in degrees, percent or millimetres/metres
- Direction arrows and audible signals at 0° and 90° for easy alignment
- Measured values automatically turn on the display when working overhead



GIM 60



GIM 120

GIM 60 PROFESSIONAL

GIM 120 PROFESSIONAL

Part number	0601076700	0601076800
Length	60 cm	120 cm
Measurement range	0 – 360° (4 x 90°)	0 – 360° (4 x 90°)
Electronics measurement accuracy 0°/90°	± 0.2°	± 0.2°
Measurement accuracy, vials	± 0.057° = ± 1 mm/m	± 0.057° = ± 1 mm/m
Units of measurement	°, %, mm/m	°, %, mm/m
Tripod thread	1/4"	-
Operating duration, inclination measurement approx.	100 g	100 h
Weight approx.	0.77 kg	1.3 kg
Scope of supply	4 x 1.5 V LR6 (AA) batteries, protective bag	4 x 1.5 V LR6 (AA) batteries, protective bag



GAM 220 Professional

Precise and easy angle measurement

- Fast and precise calculation of angles
- Angles can be transferred precisely onto workpieces by means of a mechanical locking screw
- Can be used along with mitre saws for angle measurement



GAM 220 PROFESSIONAL

Part number	0601076500
Length	120 cm
Measurement range	0 – 220°
Measurement accuracy, angles	± 0.1°
Measurement accuracy, vials	± 0.05°
Accuracy of angle calculation	± 0.1°
Power supply	4 x 1.5 V LR6 (AA)
Battery power, approx.	80 h
Automatic deactivation facility, approx.	30 mins
Arm length	40 cm
Weight, approx.	1.3 kg
Scope of supply	4 x 1.5 V LR6 (AA) batteries

6. THERMAL CAMERA FROM BOSCH

Measuring perfection through thermal imaging












NEW GTC 400 C Professional

Visualise temperature differences within seconds

- Integrated WIFI hotspot for fast and easy picture transfer from GTC 400 C to Measuring Master app
- Micro USB enables easy data transfer to computer and GTC transfer software helps to create reports easily
- Visual camera integrated to save real image together with thermal image
- Infrared sensor resolution of 160x120 for detailed thermal images (19200 single measurement points)

View the difference

Product features






-  **Integrated WIFI hotspot** for fast and **easy picture transfer** from GTC 400 C to Measuring Master app. Inside Measuring Master thermal images can be commented and markers can be set to highlight finding inside the image.
-  **micro USB** enables **easy data transfer to computer** and **GTC transfer software** helps to create reports easily. Thermal images can be edited inside the software to highlight findings even better and create a report right away.
-  **Visual camera** integrated to save real image together with thermal image. Users can always remember the measurement site well if this is not obvious from the thermal image. Explanation to customers is also facilitated as **thermal and visual image can be shown side by side**.
-  **Infrared sensor resolution of 160x120** for detailed thermal images (19,200 single measurement points)
-  Built-in **TrackMy Tools** module.
-  IP53 protection makes the tool **dust and splash water proof**.
-  Big **3.5" colour display** to display measurements comprehensively.
-  **Dual power source** to be ready any time - works with 10.8V/12V or Alkaline batteries (AA).
-  Internal memory to save **>500 pictures** (visual & thermal).












GTC 400 C PROFESSIONAL



Part number	0601083150
Measurement range	-10 °C to +400 °C
Measuring accuracy of IR	±3.0 °C
Resolution	0.1 °C
Thermal sensitivity (NETD)	<50 mK
Size of IR sensor	160 x 120 px
Number of measuring points	19200
Memory type	Internal memory
Dust and splash protection	IP 53
Display type	TFT LCD
Size of display	3.5 inch
Operating temperature	-10 – 45 °C
Storage temperature	-20 – 70 °C
Weight	0.5 kg
Scope of supply	4 x 1.5 V L R6 (AA) batteries, AA1 alkaline battery adapter, protective bag, hand strap, micro USB cable,


7. ACCESSORIES: SPECIFICATIONS AT A GLANCE

Laser receivers/ Remote controls		Range	Measuring accuracy (fine/rough)	Power supply	IP protection class	Weight	Suitable for	Part number
	LR 2 Professional Laser Receiver	5–50 m	1 mm/ 3 mm	1 x 9 V 6LR61	IP 54	0.2 kg	GLL 3-80 P	0601069100
	LR 6 Professional Laser Receiver	5–50 m	± 1 mm/ ± 3 mm	2 x 1.5 V LR03 (AAA)	IP 54	0.12 kg	GLL 5-50 X, GLL 3-80	0601069H00
	LR 7 Professional Laser Receiver	5–50 m	± 1 mm/ ± 3 mm	2 x 1.5 V LR6 (AA)	IP 54	0.15 kg	GLL 3-80 CG	0601069J00
	LR 45 Professional Laser Receiver	0.5–300 m	± 1 mm/ ± 2 mm	2 x 1.5 V LR6 (AA)	IP 66	0.30 kg	GRL 300 HV, GRL 300 HVG, GRL 350 HV, GRL 400 H	COMING SOON 0601069L00
	RC 1 Professional Remote Control	0–30 m	–	1 x 1.5 V LR6 (AA)	–	0.069 kg	GRL 350 HV Professional	0601069300

Building tripods		Work height	Tripod thread	Weight	Suitable for	Part number
	BT 150 Professional Building Tripod	52–147 cm	1/4"	1.0 kg	GLL 3X; GLL 3-80 P; GLM 50 C; GLM 80; GLM 100 C; GLM 50-23 G; GLM 50-27 CG; GLM 150 C; GLL 30 G; GLL 3-80 CG; GPL 3 G; GPL 5 G; GLL 3-60 XG Professional	0601096974
	BT 150 5/8" Professional Building Tripod	52–147 cm	5/8" x 11	1.1 kg	GLL 3-80 P; GLL 3-15 X; GLL 5-50 X; GLL 3-80 CG; GLL 3-60 XG Professional	0601091300
	BT 160 Professional Building Tripod	97–160 cm	5/8" x 11	4.1 kg	GRL 300 HV; GOL 26 D; GOL 32 D; GRL 350 HV Professional	0601091200

Wall mounts/ Measuring plates/ Others		Applications	Weight	Suitable for	Part number
	WM 4 Professional Wall Mount	<ul style="list-style-type: none"> ← Versatile fixing of the mount ← Height adjustment with locking device for safe and precise alignment 	0.7 kg	GRL 350 HV Professional Ideal also in combination with the BT 350 Professional Telescopic Pole	0601092400
	BM 1 Professional Universal Mount	<ul style="list-style-type: none"> ← Versatile fixing of the mount ← Height adjustment with locking device for safe and precise alignment 	0.5 kg	GPL 5 G; GLL 3-80; GLL 3-60 XG Professional Ideal also in combination with the BT 350 Professional Telescopic Pole	0601015A01
	Ceiling plate	<ul style="list-style-type: none"> ← Suitable for improving the visibility of the laser beam ← Including magnet for direct mounting 	–	All laser measuring tools	2607335856
	Measuring plate	<ul style="list-style-type: none"> ← Suitable for better alignment of the laser and as a marking aid for transferring the laser beam to walls and floors 	–	All laser measuring tools	2607002195
	Laser viewing glasses	<ul style="list-style-type: none"> ← Improve the visibility of the laser beam, therefore making it easy to work in adverse lighting conditions 	–	All laser measuring tools	2607990031 1608M0005B
	R60 Measuring Rail	<ul style="list-style-type: none"> ← Combining the GLM 80 Professional with the R 60 Professional measuring rail transforms it into a digital spirit level 	–	GLM 100 C Professional	0601079000

Rods/Staves		Work height/ Dimensions	Sections	Weight	Suitable for	Part number
	GR 500 Professional Levelling Staff	Up to 5 m	5	1.98 kg	GOL 26 D; GOL 32 D; GRL 350 HV Professional	0601094300
	BT 350 Professional Telescopic Pole	140–350 cm	3	2.5 kg	GPL 5 G; GLL 3-80 P; GPL 3 G Professional Ideal also in combination with the BM 1 Professional Universal Mount	0601015B00



Scan with your
smartphone.



Explore the world of
Bosch Power Tools.



GLM Measure app

Bosch Limited, Power Tools Division
PA-AT Complex, Hosur Road, Adugodi, Bangalore – 560030

 www.facebook.com/BoschPTIndia



Customer Contact Center
1800 425 8665
Email: bpt@in.bosch.com
www.bosch-pt.co.in