

DEWALT



PRODUCT CATALOG

2025



SCAN TO FOLLOW US
ON SOCIAL MEDIA, ACCESS OUR
LATEST CATALOGUES AND MORE.

GUARANTEED TOUGH.®



WHY CHOOSE DEWALT®?

DEWALT® is a market-leading manufacturer of premium power tools, accessories, storage, hand tools, outdoor equipment, anchors and fixings that provides a fully integrated system solution for various applications.

DEWALT® tools offer unparalleled performance, with durable construction for a professional finish. Rely on DEWALT® to get the job done, with a 3-year guarantee on most tools.

INNOVATION THAT MATTERS

DEWALT® is out there on the jobsite learning what works and what doesn't so we can make it all work better. Every innovation we make is driven by a desire to increase performance, ease of use, or productivity.

We change a tool because the change makes the tool work better for the professional using it, not just for the sake of change.

From technology used in space exploration and aircraft to incorporating Bluetooth® technology into our products DEWALT stays at the forefront of jobsite innovation.

* The Bluetooth® word mark and logos are registered trademarks owned by Bluetooth SIG, Inc. and any use of such marks is under license.



BUILDING LOYALTY VIA EFFECTIVE TESTING

USER LOYALTY

DEWALT® guarantees to deliver and service high performance solution that enable the end-user to achieve productive and professional results.

The cast-iron DEWALT® guarantee and premium service network ensure that our users have faith in the quality of our products. First-time buyers will become loyal DEWALT® users.

END USER TESTING

Every one of our products are tested at length by genuine construction professionals, ensuring they never let a user down. Under the most demanding jobsite conditions, DEWALT® tools earn the right to be labelled **GUARANTEED TOUGH®** – in the hands of real users.

**WE ARE DEWALT, AND WE
ARE GUARANTEED TOUGH**

DEWALT®



1924

Raymond DeWalt forms the DEWALT Products Company



1929

DEWALT Products Co. moves to a new plant and office building in Lancaster, PA



1947

DEWALT Products Co. re-incorporates under DEWALT Inc.



1953

DEWALT Inc. extends operations into Canada



1960

Black & Decker acquires DEWALT Inc.



2013

DEWALT introduced its cordless 20VMAX® - XR line of brushless power tools



2016

The FLEXVOLT® is the world's first battery that automatically changes voltage when the user changes tools



2017

DEWALT introduces the innovative BREAKAWAY™ Reciprocating Saw Blades



2021

DEWALT® POWERSTACK® wows with pouch cell battery technology



2021

TOUGHSYSTEM® 2.0 STORAGE with IP65 to built to handle it

From our rich history and proven performance to our focus on innovation and technology. DEWALT continues to design and optimize professional jobsite solutions - tools, accessories and service - to ensure absolute confidence for the toughest conditions.

YOU BUY A MACHINE AND WHAT YOU REALLY GET IS SATISFACTION, ENTIRE SATISFACTION.



Raymond DeWalt
DEWALT FOUNDER



1992

DEWALT launches its first line of portable electric power tools and accessories



2005

The SHOCKS - Active Vibration Control® reduces vibration by up to 50%



2010

DEWALT's 12V MAX* System of lithium ion tools feature compact designs with power and features needed for the job site



2011

DEWALT expands its lithium ion tools with a new 20V MAX* System



2012

The Perform and Protect line of products provides a high level of control, dust containment or low vibration



2022

DEWALT adds the first-ever cordless ratchets to its product portfolio, expanding the DEWALT XTREME™ 12V MAX* and ATOMIC COMPACT SERIES™ 20V MAX* lineups



2023

IMPACT CONNECT™ to revolutionise traditionally manual tasks. CUTTING-EDGE TRADE INNOVATION



2024

Celebrating a century of excellence, DEWALT continues to empower professionals worldwide with unparalleled quality and cutting-edge technology. As we commemorate our centenary, DEWALT reaffirms its legacy of reliability, celebrating a century of craftsmanship while paving the way for the future.

DEWALT®

CORDLESS POWER TOOLS

P.7



CORDLESS BARE TOOLS

P.19



BATTERIES & CHARGERS

P.31



CORDED POWER TOOLS

P.35



LASER INSTRUMENTS

P.63



CORDLESS POWER TOOLS

Cordless Drill Drivers	09
Cordless Hammer Drill Drivers	11
Cordless Impact Drivers.....	13
Cordless Impact Wrenches.....	14
Cordless SDS Plus Hammers.....	16
Cordless Grinders.....	17
Other Cordless Tools.....	18



12V 2.0AH COMPACT DRILL DRIVER

DCD700D2

Voltage	12V Max
Battery Capacity	2.0 Ah
Max Torque (Hard/Soft)	24/15 Nm
Chuck Capacity	10 mm
Max Drilling Capacity (Wood)	20 mm
Max Drilling Capacity (Metal)	10 mm
Weight (Bare Tool)	0.91 Kg
No Load Speed	0 - 400 / 1500 rpm



ALSO AVAILABLE AS:

DCD700D2A (WITH 109 PCS ACCESSORY KIT)

12V 2.0AH CORDLESS DRILL DRIVER.

DCD710D2

Voltage	12V Max
Battery Capacity	2.0 Ah
Max Torque (Hard/Soft)	24/15 Nm
No Load Speed	0-400 / 1500 rpm
Chuck Capacity	1-10 mm
Max. Drilling Capacity [Wood / Metal]	20 / 10 mm
Weight (Bare Tool)	1.1 kg
Length x Height	185 x 195 mm



12V 2.0AH BURSHLESS MULTI-HEAD DRILL

DCD703D2

Motor Type	Brushless
Voltage V	12V Max
No Load Speed	0-425 / 1500 rpm
Max Torque (Hard / Soft)	57.5 / 25.5 Nm
Chuck Capacity	10 mm
Max Drilling Capacity (Wood)	20 mm
Max Drilling Capacity (Metal)	10 mm
Weight (Bare Tool)	0.73 Kg



BRUSHLESS

12V XR

20V MAX 2AH COMPACT BRUSHLESS DRILL DRIVER

DCD7771D2

Voltage	20V Max
Battery Capacity	2.0 Ah
Max Torque (Hard)	65 Nm
Max Torque (Soft)	26 Nm
No Load Speed	0-500 / 1750 rpm
Chuck Capacity	1.5-13 mm
Max. Drilling Capacity [Wood/Metal]	30/13 mm
Weight (Bare Tool)	1.15 kg
Length x Height	192 x 198 mm



20V MAX 1.5AH COMPACT BRUSHLESS DRILL DRIVER

DCD708S2T

Voltage	20V Max
Battery Capacity	1.5 Ah
Max. Torque (Hard/Soft)	65/26Nm
No Load Speed	0-450 / 1650 rpm
Chuck Capacity	1.5-13 mm
Drilling Capacity [Wood/Metal]	35/13 mm
Weight (Bare Tool)	1.45 kg
Length x Height	160 x 198 m



Available in T Stak Box

20V MAX 1.5AH COMPACT DRILL DRIVER

DCD771S2

Voltage	20V Max
Battery Capacity	1.5 Ah
Max. Torque (Hard)	42 Nm
Max. Torque (Soft)	24 Nm
No Load Speed	0-450 / 1500 rpm
Chuck Capacity	1.5-13 mm
Max. Drilling Capacity [Wood/Metal]	25/13 mm
Weight (Bare Tool)	1.65 kg
Length x Height	219 x 191 mm



12V MAX 2.0AH HAMMER DRILL DRIVER

DCD716D2

Voltage	12V Max
Battery Capacity	2.0 Ah
Max. Torque (Hard / Soft)	30 / 16 Nm
No Load Speed	0-400 / 1500 rpm
Beats per Minute	0-6000 / 22500 bpm
Chuck Capacity	1-10 mm
Max. Drilling Capacity [Wood / Metal / Masonry]	20 / 10 / 8 mm
Weight (Bare Tool)	1.18 kg
Length x Height	200 x 210 mm



20V MAX 2.0AH HAMMER DRILL DRIVER

DCD776D2

Voltage	20V Max
Battery Capacity	2.0 Ah
Max. Torque (Hard)	42 Nm
Max. Torque (Soft)	24 Nm
No Load Speed	0-450 / 1800 rpm
Beats Per Minute	0-7650 / 25500 bpm
Chuck Capacity	1.5-13 mm
Max. Drilling Capacity [Wood/Metal/Masonry]	30/13/13 mm
Weight (Bare Tool)	1.7 kg
Length x Height	228 x 191 mm



20V MAX 2.0AH COMPACT BRUSHLESS HAMMER DRILL

DCD7781D2

Voltage	20V Max
Battery Capacity	2.0 Ah
Max Torque (Hard)	65 Nm
Max Torque (Soft)	26 Nm
No Load Speed	0-500 / 1750 rpm
Beats per Minute	0-8500 / 29750 bpm
Chuck Capacity	1.5-13 mm
Max. Drilling Capacity [Wood/Metal/Masonry]	38/13/13 mm
Weight (Bare Tool)	1.18 kg
Length x Height	204 x 198 mm



20V MAX 1.5AH COMPACT BRUSHLESS HAMMER DRILL DRIVER

DCD709S2T

Voltage	20V Max
Battery Capacity	1.5 Ah
Max. Torque (Hard/Soft)	65/26 Nm
No Load Speed	0-450 / 1650 rpm
Beats Per Minute	0-7650 / 28050 bpm
Chuck Capacity	1.5-13 mm
Drilling Capacity [Wood/Metal/Masonry]	30/13/13 mm
Weight (Bare Tool)	1.2 kg
Length x Height	175 x 198 mm

Available in T Stack Box



20V MAX 5.0AH PREMIUM BRUSHLESS HAMMER DRILL DRIVER

DCD996P2

Voltage	20V Max
Battery Capacity	5.0 Ah
Max. Torque (Hard)	95 Nm
Max. Torque (Soft)	66 Nm
No Load Speed	0-450/1300/2000 rpm
Beats Per Minute	0-8600/25500/38250 bpm
Chuck Capacity	1.5-13 mm
Max. Drilling Capacity [Wood/Metal/Masonry]	55/15/16 mm
Weight (Bare Tool)	2.2 kg
Length x Height	213 x 208 mm



ALSO AVAILABLE AS:

DCD996NT (with T Stack box)



12V 2.0AH COMPACT BRUSHLESS IMPACT DRIVER

DCF801D2

Motor Type	Brushless
Voltage	12V
Battery Capacity	2.0 Ah
No-load speed	0-2850 rpm
Precision Mode	0-950 min ⁻¹
Low Mode	0-1950 m n ⁻¹
High Mode	0-2850 min ⁻¹
Impact rate	0-3600 min ⁻¹
Max. torque	163 Nm
Tool holder	6.35 mm
Weight (Bare Tool)	0.8 kg



BRUSHLESS

12V XR

18V 2.0AH 3 SPEED BRUSHLESS IMPACT DRIVER

DCF850D2

Motor Type	Brushless
Voltage	18V
Battery Capacity	2.0 Ah
Max. Torque	205 Nm
No Load Speed	
Mode 1	0-1000 rpm
Mode 2	0-2800 rpm
Mode 3	0-3250 rpm
Impact Rate	0-3800 ipm
Mode Select	3 Speed
Length	100 mm
Weight (Bare Tool)	0.95 kg



BRUSHLESS

18V XR

18V XR 3.0AH IMPACT BRUSHLESS DRIVER KIT

DCF809L2T

Motor Type	Brushless
Voltage	18V
Battery Capacity	3.0 Ah
Max. Torque	190 Nm
No Load Speed	0-2800 rpm
Impacts Per Minute	0-3200 ipm
Max. Bolt Dia.	M12
Tool Holder	6.35 mm (1/4")
Weight (Bare Tool)	1.25 kg
Length x Height	130 x 236 mm

Available in T Stak Box



BRUSHLESS

18V XR

12V 2.0AH SUB-COMPACT IMPACT WRENCH

DCF902D2

Motor Type	Brushless
Voltage	12V
Battery Capacity	2.0 Ah
Tool Holder	3/8"/9.5 mm
Max. Torque	168 Nm
No Load Speed	
Precision Mode	0-2850 min ⁻¹
Low Mode	0-1000 min ⁻¹
High Mode	0-2850 min ⁻¹
Weight (Bare Tool)	0.8 kg
Length x Height	125 x 188 mm



20V MAX 5.0AH 1/2" BRUSHLESS COMPACT IMPACT WRENCH

DCF911P2

Motor Type	Brushless
Voltage V	20V Max
Battery Capacity	5 Ah
No-load speed	0-2850 rpm
Impact rate	0-3250 ipm
Max tightening torque	338 Nm
Max breakaway torque	542 Nm
Tool holder	12.7 mm
Weight (Bare Tool)	1.0 Kg



20V MAX 4.0AH 1/2" COMPACT IMPACT WR - DETENT

DCF922M2

Motor Type	Brushless
Voltage V	20V Max
Battery Capacity	4.0 A
No-load speed	0-2500 rpm
Impact rate	0-3550 bpm
Max tightening torque	406 Nm
Max breakaway torque	610 Nm
Tool holder	12.7 mm
Weight (Bare Tool)	1.1 Kg



ALSO AVAILABLE AS:

DCF922N

20V MAX 5.0AH 1/2" MID-RANGE IMPACT WRENCH

DCF892P2T


Volatage	20V Max
Battery Capacity	5.0 Ah
No Load Speed	0-2000 rpm
Imapct rate	0-3250 bpm
Max Tightening Torque	
Precision Wrench™ mode	812 Nm
Low Mode	136 Nm
Medium mode	406 Nm
High mode	812 Nm
Max breakaway torque	1084 Nm
Tool holder	12.7 mm
Weight (Bare Tool)	1.67 kg



BRUSHLESS

18V XR

Available in T Stak Box



18V 4.0AH COMPACT BRUSHLESS HAMMER
DCH172M2

Motor Type	Brushless
Voltage	18V
Battery Capacity	4.0 Ah
Tool Holder	SDS-Plus
Impact Energy (EPTA 05/2009)	1.4 J
No Load Speed	0-1060 rpm
Blows per Minute	0-4980 bpm
Optimum Drilling Capacity	4-10 mm
Max. Drilling Capacity [Concrete/Wood/Metal]	16/16/10 mm
Weight (Bare Tool)	1.78 kg
Length x Height	265 x 73 mm


18V 4.0AH BRUSHLESS SDS PLUS HAMMER
DCH133M1

Motor Type	Brushless
Voltage	18V
Battery Capacity	4.0 Ah
Tool Holder	SDS-Plus
Max. Impact Energy	2.8 J
Impact Energy (EPTA 05/2009)	2.6 J
No Load Speed	0-1500 rpm
Blows Per Minute	0-5500 bpm
Optimum Drilling Capacity [Concrete]	4-14 mm
Max. Drilling Capacity [Concrete/Wood/Metal]	26/30/13 mm
Chipping Mode	Yes
Weight (Bare Tool)	2.3 kg
Length x Height	383 x 161 mm



ALSO AVAILABLE AS:

DCH133NT
18V 5.0AH BRUSHLESS SDS PLUS HAMMER
DCH263P2

Motor Type	Brushless
Voltage	18V
Battery Capacity	5.0 Ah
Single impact energy	3.0 J
No Load Speed	0-1165 min ⁻¹
No-Load Impact Rate	0-4300 bpm
Maximum Core Drilling Capacity in Soft Brick	65 mm
Max. Drilling Capacity [Concrete/Wood/Metal]	28/30/13 mm
Collar Diameter	54 mm
Weight (Bare Tool)	2.7kg
Length x Height	125 x 188 mm



18V 5.0AH BRUSHLESS SLIDE MAG KIT

DCG405P2

Motor Type	Brushless
Voltage	18V
Battery Capacity	5.0 Ah
Disc Diameter DCG405P2 (XJ)	125 mm
Disc Diameter DCG405P2 (IN)	100 mm
No Load Speed	9000 rpm
Spindle Thread	M14 / M10
Switch Type	Slider
Weight (Bare Tool)	1.74 kg
Length x Height	310 x 125 mm




BRUSHLESS

18V XR

ALSO AVAILABLE AS :

DCG405P2-IN (DISC DIAMETER: 100 MM)

DCG405P2-XJ (DISC DIAMETER: 125 MM)



20V MAX 5.0AH BRUSHLESS DUAL ACTION POLISHER

DCM848P2

Motor Type	Brushless
Voltage V	20V Max
Battery Capacity	5.0 Ah
No Load Speed	2000 - 5500 rpm
Max. Disc Diameter	125 mm
Switch Type	Trigger
Variable Speed	Yes



18V 5.0AH BRUSHLESS CONCRETE NAILER

DCN890P2

Voltage	18V
Battery Capacity	5.0 Ah
Nail Diameter	2.6 - 3.7 mm
Nail Length	13 - 57 mm
Nail Width	5.6 - 6.4 mm
Magazine Angle	15°
Magazine Capacity	Up to 30 Nails
Magazine Loading	Underneath
Operating Mode	Sequential and Rapid Cycle
Nose Included	Non magnetic / Drywall nose
Weight (Bare Tool)	4.8 kg
Length x Height	415 x 390 mm



18V XR 2.0AH 16GA FINISH NAILER

DCN660D2

Voltage	18V
Battery Capacity	2.0Ah
Nail Diameter	1.6 mm
Nail Length	32 - 63 mm
Magazine Angle	20°
Magazine Capacity	110 Nails
Magazine Loading	Rear
Operating Mode	Bump and Sequential
Weight (Bare Tool)	2.8 kg
Length x Height	310 x 305 mm



CORDLESS BARE TOOLS

CORDLESS BARE TOOLS

DRILL DRIVERS.....	20	RATCHET.....	26
HAMMER DRILL DRIVER.....	20	HEAT GUN.....	26
IMPACT DRIVERS.....	21	OSCILLATING TOOL.....	26
IMPACT WRENCHS.....	21	SANDER.....	27
SAG.....	23	SDS - PLUS HAMMER.....	27
HAMMERS.....	24	DRILL DRIVER (TSTAK).....	28
CIRCULAR SAWS.....	25	LIGHTS.....	29
RECIP SAWS.....	25	JOBSITE FAN.....	29
BLOWER.....	25	NPI.....	30

20V MAX BRUSHLESS DRILL DRIVER

DCD708N

Voltage	20V Max
Max. Torque (Hard/Soft)	65/26Nm
No Load Speed	0-450 / 1650 rpm
Chuck Capacity	1.5-13 mm
Drilling Capacity [Wood/Metal]	35/13 mm
Weight (Bare Tool)	1.45 kg
Length x Height	160 x 198 mm



CORDLESS BARE TOOL - DRILL DRIVERS

20V MAX BRUSHLESS HAMMER DRILL DRIVER

DCD709N

Voltage	20V Max
Max. Torque (Hard/Soft)	65/26 Nm
No Load Speed	0-450 / 1650 rpm
Beats Per Minute	0-7650 / 28050 bpm
Chuck Capacity	1.5-13 mm
Drilling Capacity [Wood/Metal/Masonry]	30/13/13 mm
Weight (Bare Tool)	1.2 kg
Length x Height	175 x 198 mm



CORDLESS BARE TOOL - HAMMER DRILL DRIVERS

20V MAX BRUSHLESS HAMMER DRILL DRIVER

DCD805N

Motor Type	Brushless
Voltage V	20V Max
# of Speeds	2
No Load Speed	0 - 650 / 2000 rpm
Hammer Mode	0 - 11050 / 34000 bpm
Torque (Hard/Soft)	90 / 27 Nm
Chuck Capacity	1.5 - 13mm
LED	3-Mode
Weight (Tool only)	1.3 Kg
Length	163.8 / 177 mm
Width	63.5 mm
Drilling Capacity [Wood/Metal/Masonry]	55/13/13 mm



20V MAX BRUSHLESS IMPACT DRIVER

DCF850N

Motor Type	Brushless
Voltage	20V Max
Fastening Torque	205 Nm
No Load Speed	0 - 1000 / 2800 / 3250 rpm
Impact Rate	0 - 3800 ipm
LED	3 LED, Halo Light Ring
Accessories	Belt Hook
Mode Select	3 Speed
Weight	0.9 Kg
Length	100 mm



20V MAX BRUSHLESS IMPACT WRENCH

DCF911N

Motor Type	Brushless
Voltage	20V Max
No-load speed	0 - 2800 rpm
Impact rate	0 - 3250 ipm
Max tightening torque	338 Nm
Max breakaway torque	542 Nm
Tool holder	12.7 mm
Weight (Bare Tool)	1.0 Kg



20V MAX 1/2" BRUSHLESS COMPACT IMPACT WR - DETENT

DCF922N

Motor Type	Brushless
Voltage V	20V Max
No-load speed	0-2500 rpm
Impact rate	0-3550 bpm
Max tightening torque	406 Nm
Max breakaway torque	610 Nm
Tool holder	12.7 mm
Weight (Bare Tool)	1.1 Kg



20V MAX 1/2" BRUSHLESS HT IMPACT WRENCH

DCF892N

Volatage	20V Max
No Load Speed	0-2000 rpm
Imapact rate	0-3250 bpm
Max Tightening Torque	
Precision Wrench™ mode	812 Nm
Low Mode	136 Nm
Medium mode	406 Nm
High mode	812 Nm
Max breakaway torque	1084 Nm
Tool holder	12.7 mm
Weight (Bare Tool)	1.67 kg



20V MAX 3/4" BRUSHLESS HT IMPACT WRENCH

DCF897N

Motor Type	Brushless
Voltage V	20V Max
Max. Torque	136 / 407 / 950 Nm
Breakaway Torque	1627 Nm
No Load Speed	0 - 400 / 1200 / 1900 rpm
Impacts Per Minute	0 - 2400 ipm
Max. Bolt Diameter	M24
Tool Holder	3/4" (19 mm)
Length x Height	224 x 278 mm



20V MAX 1/2" BRUSHLESS HT IMPACT WRENCH

DCF900N

Motor Type	Brushless
Voltage	20V Max
No Load Speed	0-2300 min ⁻¹
Impact rate	0-2200 min ⁻¹
Max Tightening Torque	
Precision Wrench™ Mode	1396 Nm
Low Mode	135 Nm
Medium Mode	813 Nm
High Mode	1396 Nm
Max Breakaway Torque	1898 Nm
Anvil Type	Hog Ring
Tool Holder	12.7 mm
Weight (Without Battery Pack)	2.9 Kg



20V MAX BRUSHLESS SAG

DCG405N

Motor Type	Brushless
Voltage	18V
Disc Diameter DCG405P2 (XJ)	125 mm
Disc Diameter DCG405P2 (IN)	100 mm
No Load Speed	9000 rpm
Spindle Thread	M14 / M10
Switch Type	Slider
Weight (Bare Tool)	1.74 kg
Length x Height	310 x 125 mm



ALSO AVAILABLE AS :

DCG405N-B1 (DISC DIAMETER: 100 MM)

DCG405N-XJ (DISC DIAMETER: 125 MM)



26MM SDS PLUS CORDLESS HAMMER**DCH133N**

Motor Type	Brushless
Voltage	18V
Tool Holder	SDS-Plus
Max. Impact Energy	2.8 J
Impact Energy (EPTA 05/2009)	2.6 J
No Load Speed	0-1500 rpm
Blows Per Minute	0-5500 bpm
Optimum Drilling Capacity [Concrete]	4-14 mm
Max. Drilling Capacity [Concrete/Wood/Metal]	26/30/13 mm
Chipping Mode	Yes
Weight (Bare Tool)	2.3 kg
Length x Height	383 x 161 mm

**BRUSHLESS****18V XR**

20V MAX BRUSHLESS CIRCULAR SAW

DCS570N

Motor Type	Brushless
Voltage	20V Max
Speed	0 - 5200 rpm
Blade Diameter (mm)	184 mm
DOC @ 90	64 mm
DOC @ 45	40 mm
Width (mm)	250 mm
Height (mm)	270 mm
Length (mm)	200 mm



CORDLESS BARE TOOL - CIRCULAR SAWS

20V MAX BRUSHLESS RECIP SAW

DCS369N

Motor Type	Brushless
Voltage	20V Max
Length (mm)	318 mm
Height (mm)	127 mm
Width (mm)	67 mm
Stroke Length	16 mm
SPM	0 - 2800 spm
LED	Yes
Vibration (Cutting Board)	8.1 m/s ²



CORDLESS BARE TOOL - RECIP SAWS

20V MAX BRUSHLESS BLOWER

DCV100

Motor Type	Brushless
Voltage	20V Max
Fan Speed	18,000 rpm
Speed Settings	3 speed dial & variable trigger
Lock - On	Yes
Air throughput	2.8 m ³ /m
Air Speed	80 m/s
Length	508 mm



CORDLESS BARE TOOL - BLOWER

20V MAX 1/2" BRUSHLESS RATCHET

DCF512N

Motor Type	Brushless
Voltage	20V Max
Drive Style	1/2"
Fastening Torque	95 Nm
No Load Speed	0 - 270 rpm
Led	Yes
Head Type	Open
Length (mm)	360 mm



BRUSHLESS
18V XR

CORDLESS BARE TOOL - RATCHET

20V MAX BRUSHLESS HEAT GUN

DCE530N

Motor Type	Brushless
Voltage	20V Max
Temperature oC	290 - 530
Airflow L/Min	109 - 190
Integrated LED Light	Yes
Dimensions	160 x 55 x 200 mm
Weight	0.5 Kg



BRUSHLESS
18V XR

CORDLESS BARE TOOL - HEAT GUN

20V MAX XR OSCILLATING BRUSHLESS MULTI-TOOL 3SP BARE

DCS356N

Power Output	300 MWO
Oscillations per Minute	0 - 20000 opm
Oscillating Angle	1.6 o
Tool free Accessory Fitment	Yes
Weight	1.1 Kg
Length	310.0 mm
Hand/ Arm Vibration	10.5 m/s ²
Uncertainty K 1 (Vibration)	1.5 m/s ²



BRUSHLESS
18V XR

CORDLESS BARE TOOL - OSCILLATING TOOL

18V XR BRUSHLESS RANDOM ORBITAL SANDER

DCW210N

OPM	8000 - 12000 opm
Orbit Size	2.6 mm
Paper Size	125 mm
Weight (Bare Tool)	0.93 Kg
Tool Height	127 mm
Vibration Value	4.3 m/s ²



BRUSHLESS
18V XR

CORDLESS BARE TOOL - SANDER



54V XR SDS-PLUS HAMMER

DCH333NT

Voltage	54V
No-load speed	0 - 1000 rpm
No-load Impact rate	0 - 4480 bpm
Single impact energy (EPTA 05/2009)	3.5 J
Maximum drilling range in steel/wood/concrete	13/30/30 mm
Tool holder	SDS-Plus
Collar diameter	54 mm
Weight (Bare Tool)	3.7 Kg



CORDLESS BARE TOOL - SDS - PLUS HAMMER

18V XRP DRILL DRIVER BARE TSTAK KITBOX

DCD991NT

Voltage	18V
Max. Torque (Hard)	95 Nm
Max. Torque (Soft)	66 Nm
No Load Speed	0-450/1300/2000 rpm
Chuck Capacity	1.5-13 mm
Max. Drilling Capacity [Wood/Metal]	55/15 mm
Weight	2.1 Kg
Length x Height	200 X 208 mm



20V XR MAX LED FLASHLIGHT

DCL040

Voltage	20V Max
Bulb Type	LED
Light Output	110 lm
Runtime	25 Hrs (5.0Ah battery)
Weight	0.6 Kg
Length x Height	115 x 240 mm



20V MAX LED HAND HELD AREA LIGHT

DCL050

Voltage	20V Max
Brightness	250-500 Lm
Technology	LED
Runtime	5-10 Hrs
No. of LEDs	3
Length	373 mm
Weight	0.660 Kg
IP Rating	54
Pivoting head	Yes
Hang Hook	Yes



20V MAX TRIPOD LIGHT

DCL079

Voltage	20V Max
Brightness	3000 lm max
Beam Pattern	Area
Runtime	5h (max/9Ah)
Light settings	3
IP Rating	IP55
Pivoting head	Yes
Integral stand	Yes
Weight	7.4 Kg



20V MAX SPOT LIGHT

DCL043

Voltage	20V Max
Brightness	1000 Lm Max
Technology	LED
Runtime	10h
Light settings	2
Flashing/strobe mode	No
Focusable beam	No
IP Rating	IP54
Pivoting head	Yes
Hang Hook/Stand	Yes
Weight	0.90 Kg



20V MAX BRUSHLESS JOBSITE FAN

DCE512N

Motor Type	Brushless
Voltage	20V Max
CFM	Up to 650
Diameter	279.4mm
Height	406mm
Weight	2.7kg
IP Rating	54



20V MAX 3/4" HIGH TORQUE IMPACT WRENCH

DCF964N

NEW

Voltage	18 V
Power	1.1kW
No-Load RPM	0-440/ 575/ 1200
BPM	0-2015
Max Torque (Nm)	
Precision Mode	1728
Low Mode	677
Medium Mode	1138
High Mode	1925
Break Away	2576
Weight*	3.7 Kg



CORDLESS BARE TOOL - NPI

20V PREMIUM CORDLESS HAMMER DRILLS

DCD1007N

NEW

Voltage	18 V
Power	1.5kW
No-Load RPM	0-500/1300/22250
Max Torque	169 Nm
BPM	0-8500/ 22100/ 38250
Chuck Capacity	1.5mm - 13mm
Max Drilling Capacity (mm)	
Wood	
Auger	38
Paddle	38
Twist	25.4
Self-Feed	66
Hole Saw	127
Sheet Metal	
Twist	12.7
Hole Saw	101
Step bit	28.5
Plate Sheet	
Carbide tipped hole cutter	25.4
Masonry	
Carbide percussion bit	12.7
Weight*	1.87 Kg



BATTERIES & CHARGERS



BATTERIES	32
CHARGERS	33

12V MAX 2.0AH XR LI-ION BATTERY PACK

DCB127



Voltage	10.8V / 12V Max
Battery Capacity	2.0Ah
Tool Compatibility	All 10.8V/12V Max Li-Ion DEWALT tools
Weight	0.2 Kg
Length x Height	85 x 35 mm

18V 1.5AH XR LI-ION BATTERY PACK

DCB181



Voltage	18V / 20V Max
Battery Capacity	1.5 Ah
Tool Compatibility	All 18V/20V Max Li-Ion DEWALT tools
Weight	0.35 Kg
Length x Height	110 x 45 mm

Till Stock Lasts

18V 2.0AH XR LI-ION BATTERY PACK

DCB183



Voltage	18V / 20V Max
Battery Capacity	2.0Ah
Tool Compatibility	All 18V/20V Max Li-Ion DEWALT tools
Weight	0.40 / 0.45 Kg
Length x Height	110 x 45 / 110 x 48 mm

18V 4.0AH XR LI-ION BATTERY PACK

DCB182



Voltage	18V / 20V Max
Battery Capacity	4.0 Ah
Tool Compatibility	All 18V/20V Max Li-Ion DEWALT tools
Weight	0.61 Kg
Length x Height	110 x 48 mm

18V 5.0AH XR LI-ION BATTERY PACK

DCB184



Voltage	18V / 20V Max
Battery Capacity	5.0Ah
Tool Compatibility	All 18V/20V Max Li-Ion DEWALT tools
Weight	0.62 / 0.67 Kg
Length x Height	110 x 65 / 110 x 69 mm

18/54V 6.0AH BATTERY PACK (FLEXVOLT)

DCB606



Voltage	18V / 54V
Battery Capacity	6.0Ah / 2.0Ah
Tool Compatibility	All 18V & 54V Li-Ion DEWALT Tools
Weight	1.05 Kg
Length x Height	125x90 mm

18V/54V 9.0AH BATTERY PACK (FLEXVOLT)

DCB609



Voltage	18V / 54V
Battery Capacity	9.0Ah / 3.0Ah
Tool Compatibility	All 18V and 54V Li-Ion DEWALT Tools
Weight	1.25 Kg
Length x Height	135x95 mm

18V/54V 12.0AH BATTERY PACK (FLEXVOLT)

DCB612



Voltage	18V / 54V
Battery Capacity	12.0Ah / 4.0Ah
Tool Compatibility	All 18V & 54V Li-Ion DEWALT Tools
Weight	1.25 Kg
Length x Height	135x95 mm

10.8V/18V MULTI VOLT COMPACT CHARGER

DCB107



Tool Compatibility	All 12V Max & 18V Li-Ion DEWALT Tools
Weight	1.25 Kg
Charging Current	1.25A

18V/54V FAST CHARGER

DCB118



Voltage	18V (included Flexvolt)
Charging Current	8A
Weight	0.65 Kg
Length x Height	150 x 80 mm

12V/20V MAX 2AH CHARGER

DCB1102



Voltage	20V range
LED Indicators	2 Stage- 80% and 100%
Compact Charger	2A
Compatible	12V and 20V
Length	97.8 mm
Width	71.8 mm
Height	60 mm
Weight	0.27 mm

12V/20V MAX 4AH CHARGER

DCB1104



Voltage	20V range
LED Indicators	2 Stage- 80% and 100%
Compact Charger	4A
Compatible	12V and 20V
Length	149.5 mm
Width	114 mm
Height	66.9 mm
Weight	0.46 mm



CORDED POWER TOOLS

SDS Plus Hammers	36
SDS Max Combi Hammers.....	38
Chipping Hammers.....	38
Rotary Hammers.....	39
Breakers.....	40
Other Construction Tools	43
Impact Wrenches.....	43
Drill Drivers.....	44
4" Angle Grinders.....	45
5" Angle Grinders.....	49
7" Angle Grinders	52
9" Angle Grinders.....	54

Die Grinders.....	55
Chop Saws.....	56
Other Metal Working Tools.....	57
Mitre Saws	58
Jig Saws.....	59
Circular Saws.....	60
Sanders.....	60
Other Wood Working Tools	60
Speciality Tools.....	61
Attachments.....	62

22MM 2 MODE SDS PLUS HAMMER, 2 KGS (MADE IN INDIA)
D25032B

Power Input	710W
Max. Impact Energy	2.1 J
Impact Energy (EPTA 05/2009)	2.0 J
No Load Speed	0-1550 rpm
Blows Per Minute	0-5680 bpm
Optimum Drilling Capacity [Concrete]	4-12 mm
Max. Drilling Capacity [Concrete]	22 mm
Max. Drilling Capacity [Core bit/Wood/Metal]	50/30/13 mm
Operation Mode	Rotation/Hammering with rotation
Weight	2.5 Kg
Length x Height	330 x 210 mm
Vibration Level	13.6 m/s ²


MADE IN INDIA
22MM 3 MODE SDS PLUS HAMMER, 2 KGS (MADE IN INDIA)
D25033K

Power Input	710W
Max. Impact Energy	2.1 J
Impact Energy (EPTA 05/2009)	2.0 J
No Load Speed	0-1550 rpm
Blows Per Minute	0-5680 bpm
Optimum Drilling Capacity [Concrete]	4-12 mm
Max. Drilling Capacity [Concrete]	22 mm
Max. Drilling Capacity [Core bit/Wood/Metal]	50/30/13 mm
Operation Mode	Hammering/Rotation/Hammering with rotation
Weight	2.5 Kg
Length x Height	330 x 210 mm
Vibration Level	13.6 m/s ²


MADE IN INDIA
26MM 3 MODE COMBINATION HAMMER, 2 KGS (MADE IN INDIA)
D25133K

Power Input	800W
Max. Impact Energy	2.8 J
Impact Energy (EPTA 05/2009)	2.6 J
No Load Speed	0-1500 rpm
Blows Per Minute	0-5500 bpm
Optimum Drilling Capacity [Concrete]	4-14 mm
Max. Drilling Capacity [Concrete]	26 mm
Max. Drilling Capacity [Core bit/Wood/Metal]	50/30/13 mm
Operation Mode	Hammering/Rotation/Hammering with rotation
Weight	2.6 Kg
Length x Height	335 x 210 mm
Vibration Level	15.4 m/s ²


MADE IN INDIA

28MM 3 MODE SDS PLUS COMBINATION HAMMER, 2 KGS

D25143K

Power Input	900W
Max. Impact Energy	3.2 J
Impact Energy (EPTA 05/2009)	3.0 J
No Load Speed	0-1450 rpm
Blows Per Minute	0-5350 bpm
Optimum Drilling Capacity [Concrete]	4-18 mm
Max. Drilling Capacity [Concrete]	28 mm
Max. Drilling Capacity [Core bit/Wood/Metal]	65/30/13 mm
Operation Mode	Hammering/Rotation/ Hammering with rotation
Weight	3.0 Kg
Length x Height	340 x 210 mm
Vibration Level	14.9 m/s ²



30MM 3 MODE SDS PLUS COMBINATION HAMMER, 3KGS

D25333K

Power Input	950W
Max. Impact Energy	4.2 J
Impact Energy (EPTA 05/2009)	3.5 J
No Load Speed	0-1150 rpm
Blows Per Minute	0-5200 bpm
Optimum Drilling Capacity [Concrete]	6-20 mm
Max. Drilling Capacity [Concrete]	30 mm
Max. Drilling Capacity [Core bit/Wood/Metal]	65/30/13 mm
Operation Mode	Hammering/Rotation/ Hammering with rotation
Weight	3.7 Kg
Length x Height	355 x 250 mm
Vibration Level	6.9 m/s ²



32MM 3 MODE SDS PLUS COMBINATION HAMMER, 4KGS

D25413K

Power Input	1000W
Max. Impact Energy	4.9 J
Impact Energy (EPTA 05/2009)	4.2 J
No Load Speed	0-820 rpm
Blows Per Minute	0-4700 bpm
Optimum Drilling Capacity [Concrete]	6-22 mm
Max. Drilling Capacity [Concrete]	32 mm
Max. Drilling Capacity [Core bit/Wood/Metal]	100/32/13 mm
Operation Mode	Hammering/Rotation/ Hammering with rotation
Weight	4.2 Kg
Length x Height	370 x 250 mm
Vibration Level	8.2 m/s ²



40MM SDS MAX COMBINATION HAMMER, 5 KGS

D25481K

Power Input	1050W
Max. Impact Energy	7.3 J
Impact Energy (EPTA 05/2009)	6.1 J
No Load Speed	540 rpm
Blows Per Minute	3150 bpm
Optimum Drilling Capacity [Concrete]	16-30 mm
Max. Drilling Capacity [Concrete]	40 mm
Max. Drilling Capacity [Core bit]	100 mm
Operation Mode	Hammering/Rotation/ Hammering with rotation
Weight	5.9 Kg
Length x Height	453 x 263 mm
Vibration Level	9.4 m/s ²



CONSTRUCTION TOOLS - SDS MAX COMBI HAMMERS

5KG SDS-MAX CHIPPING HAMMER

D25810K

Power Output	1050W
Max. Impact Energy	8.5 J
Impact Energy (EPTA 05/2009)	7.1 J
Blows Per Minute	3150 bpm
Chisel Positions	18
Weight	5.6 Kg
Length x Height	462 mm x 263 mm
Vibration Level	8.5 m/s ²



CONSTRUCTION TOOLS - 5KG CHIPPING HAMMERS



45MM SDS MAX ROTARY HAMMER

D25614K

Power Input	1350 W
No-load speed	190–380 min ⁻¹
No-load beats per minute	1450–2900 bpm
Single impact energy (EPTA 05/2009)	10.5 J
Maximum drilling range in concrete	45 mm
Maximum core drilling range in concrete	125 mm
Weight	7.8 Kg

RE-LAUNCH


48MM SDS MAX ROTARY HAMMER

D25733K

Power Input	1600 W
No-load speed	177–355 min ⁻¹
No-load beats per minute	1350–2705 bpm
Single impact energy (EPTA 05/2009)	13.3 J
Maximum core drilling range in concrete	48 mm
Weight	9.5 Kg

with anti-rotation
RE-LAUNCH


52MM SDS MAX ROTARY HAMMER

D25773K

Power Input	1700 W
No-load speed	145–290 min ⁻¹
No-load beats per minute	1105–2210 bpm
Single impact energy (EPTA 05/2009)	19.4 J
Maximum core drilling range in concrete	52 mm
Weight	10.6 Kg

with anti-rotation
RE-LAUNCH


5KG HEX 17MM CHIPPING HAMMER

D25811K

Power Output	1100W
Max. Impact Energy	8.5 J
Impact Energy (EPTA 05/2009)	7.1 J
Blows Per Minute	3150 bpm
Chisel Positions	18
Weight	5.7 Kg
Length x Height	477 mm x 263 mm
Vibration Level	8.5 m/s ²



1600W 10KG L SHAPED DEMOLITION HAMMER (MADE IN INDIA)

D25881K

Power Output	1600 W
Single Impact Energy (EPTA)	17.5 J
No-Load Beats Per Minute	1060 - 2160 bpm
Chisel Positions	12
Weight	10.4 Kg
Size (Length x Height)	559 mm x 282 mm
Vibration Level	14.9 m/s ²



1550W 10KG SDS MAX DEMOLITION HAMMER, IN-LINE

D25901K

Power Input	1550W
Max. Impact Energy	20.7 J
Impact Energy (EPTA 05/2009)	19 J
Blows Per Minute	1050 - 2100 bpm
Chisel Positions	12
Weight	10.9 Kg
Length x Height	690 x 250 mm
Vibration Level	8.0 m/s ²



1600W 12KG SDS MAX DEMOLITION HAMMER

D25951K

Power Output	1600W
Max. Impact Energy	30.1 J
Impact Energy (EPTA 05/2009)	24 J
Blows Per Minute	1621 bpm
Chisel Positions	12
Weight	13.6 Kg
Length x Height	750 mm x 250 mm
Vibration Level	8.8 m/s ²



Po



1600W 16KG DEMOLITION HAMMER

D25961K

Power Output	1600W
Max. Impact Energy	38 J
Impact Energy (EPTA 05/2009)	35 J
Blows Per Minute	1450 bpm
Chisel Positions	12
Weight	16.9 Kg
Length x Height	760 mm x 260 mm
Vibration Level	6.8 m/s ²



2100W 30KG DEMOLITION BREAKER

D25981K

Power Output	2100W
Max. Impact Energy	72 J
Impact Energy (EPTA 05/2009)	62 J
Blows Per Minute	960 bpm
Chisel Positions	12
Weight	31 Kg
Length x Height	780 mm x 620 mm
Vibration Level	4.8 m/s ²



1270W 110MM TILE SAW

DW862

Power Input	1270W
Blade Diameter	110 mm
Blade Bore Diameter	20 mm
No Load Speed	13500 rpm
Depth of Cut at 90°	34 mm
Weight	3.0 Kg
Length x Height	252 x 166 mm



1700W 430MM ALLIGATOR SAW

DWE397

Power Input	1700W
No Load Stroke Rate	3000 spm
Stroke Length	40 mm
Blade Length	430 mm
Blade Stop	0.2s
Weight	5.5 Kg
Length x Height	918 x 219 mm



1/2" HEAVY DUTY IMPACT WRENCH, 440NM

DW292

Power Input	710W
Max. Torque	440 Nm
No Load Speed	2200 rpm
Impacts Per Minute	2700 ipm
Weight	3.2 Kg
Length x Height	292 x 216 mm



* Till Stocks Last

10MM VSR DRILL, 550W (MADE IN INDIA)**DWD014**

Power Input	550W
Chuck Capacity	10 mm
No Load Speed	0-2800 rpm
Max. Drilling Capacity [Wood]	10 mm
Max. Drilling Capacity [Metal]	28 mm
Weight	1.3 Kg
Length x Height	215 x 170 mm

**10MM ROTARY DRILL WITH KEYLESS CHUCK, 701W****DWD112S**

Power Input	701W
Chuck Capacity	10 mm
No Load Speed	0-2500 rpm
Max. Torque	10.9 Nm
Max. Drilling Capacity [Wood]	25 mm
Max. Drilling Capacity [Metal]	10 mm
Weight	1.8 Kg
Length x Height	230 x 190 mm



13MM IMPACT DRILL, 750W (MADE IN INDIA)**DWD024**

Power Input	750W
Chuck Capacity	13 mm
No Load Speed	0-2800 rpm
Blows Per Minute	0-47600 bpm
Max. Drilling Capacity [Wood]	25 mm
Max. Drilling Capacity [Metal]	13 mm
Max. Drilling Capacity [Concrete]	16 mm
Weight	1.82 Kg
Length x Height	255 x 180 mm

**750W, 100MM ANGLE GRINDER (MADE IN INDIA)****DW810**

Power Input	750 W
Disc Diameter	100 mm
Switch Type	Toggle
No Load Speed	11000 rpm
Spindle Thread	M10
Weight	1.8 Kg
Length x Height	270 x 80 mm

**750W 100MM ULTRA SLIM ANGLE GRINDER****DWE750S**

Power Input	750 W
Disc Diameter	100 mm
Switch Type	Slide
No Load Speed	12000 rpm
Spindle Thread	M10
Weight	1.64 Kg
Length x Height	345 x 96 mm





850W, 100MM ANGLE GRINDER (MADE IN INDIA)

DW801

Power Input	850 W
Disc Diameter	100 mm
Switch Type	Toggle
No Load Speed	11000 rpm
Spindle Thread	M10
Weight	1.9 Kg
Length x Height	270 x 80 mm



850W, 100MM ANGLE GRINDER WITH SLIDE SWITCH (MADE IN INDIA)

DW802

Power Input	850 W
Disc Diameter	100 mm
Switch Type	Slide
No Load Speed	11000 rpm
Spindle Thread	M10
Weight	1.8 Kg
Length x Height	270 x 80 mm



850W 100MM SAG WITH PADDLE SWITCH (MADE IN INDIA)

DWE8200PL

Power Input	850 W
Disc Diameter	100 mm
Switch Type	Paddle
No Load Speed	12000 rpm
Spindle Thread	M10
Weight	1.8 Kg
Length x Height	270 mm x 80 mm



1000W, 100MM ANGLE GRINDER (MADE IN INDIA)**DW803**

Power Input	1000 W
Disc Diameter	100 mm
Switch Type	Toggle
No Load Speed	12000 rpm
Spindle Thread	M10
Weight	1.9 Kg
Length x Height	270 x 80 mm

**1010W, 100MM ANGLE GRINDER WITH DUST EJECTION TECHNOLOGY (MADE IN INDIA)****DWE8300S**

Power Input	1010 W
No-Load/Rated Speed	11000 min ⁻¹
Wheel Diameter	100 mm
Spindle Diame	M10
Spindle Length	18.5 mm
Switch Style	Silde
Weight	1.85 Kg



950W, 100MM ANGLE GRINDER- VAR SPEED, NVR, SOFT START

DWE4118

Power Input	950W
Disc Diameter	100 mm
Switch Type	Slide
No Load Speed	3000–11000 rpm
Spindle Thread	M14
Weight	2 Kg
Length x Height	270 x 80 mm



950W, 125MM ANGLE GRINDER- VAR SPEED, NVR, SOFT START (MADE IN INDIA)

DWE4119

Power Input	950W
Disc Diameter	125 mm
Switch Type	Slide
No Load Speed	3000–11000 rpm
Spindle Thread	M14
Weight	1.8 Kg
Length x Height	270 x 80 mm



1400W 125MM ANGLE GRINDER RAT-TAIL DESIGN (MADE IN INDIA)

DW831

Power Input	1400W
Disc Diameter	125 mm
Switch Type	Trigger
No Load Speed	11000 rpm
Spindle Thread	M14
Weight	3.1 Kg
Length x Height	290 x 80 mm



950W, 125MM ANGLE GRINDER (MADE IN INDIA)

DWE4115

Power Input	950W
Disc Diameter	125 mm
Switch Type	Slide
No Load Speed	12000 rpm
Spindle Thread	M14
Weight	1.8 Kg - RATALE
Length x Height	270 x 80 mm



1100W 125MM ANGLE GRINDER (MADE IN INDIA)

DWE4215

Power Input	1200W
Disc Diameter	125 mm
Switch Type	Slide
No Load Speed	11500 rpm
Spindle Thread	M14
Weight	1.9 Kg
Length x Height	285 x 80 mm
DES Technology	



1400W 125MM ANGLE GRINDER (MADE IN INDIA)


DWE4235

Power Input	1400W
Disc Diameter	125 mm
Switch Type	Slide
No Load Speed	11500 rpm
Spindle Thread	M14
Weight	2.1 Kg
Length x Height	285 x 80 mm
DES Technology	



1400W 125MM SAG WITH PADDLE SWITCH & DES (MADE IN INDIA)**DWE4233**

Power Input	1400 W
Disc Diameter	125 mm
Switch Type	Padd
No Load Speed	11500 RPM
Spindle Thread	M14
Weight	1.85 Kg

**MADE IN INDIA**

2200W, 180MM LAG (MADE IN INDIA)**DWE493**

Power Input	2200W
Disc Diameter	180 mm
Switch Type	Trigger
No Load Speed	8500 rpm
Spindle Thread	M14
Weight	5.1 Kg
Length x Height	484 x 112 mm

**MADE IN INDIA**
WITH PRIDE**2200W 180MM LOW VOLTAGE LAG (MADE IN INDIA)****DWE493-B4**

Power Input	2200W
Disc Diameter	180 mm
Switch Type	Trigger
No Load Speed	8500 rpm
Spindle Thread	M14
Weight	5.2 Kg
Length x Height	484 x 112 mm

**MADE IN INDIA**
WITH PRIDE**Low Voltage**

2600W, 180MM LAG (MADE IN INDIA)

DWE497


Power Input	2600W
Disc Diameter	180 mm
Switch Type	Trigger
No Load Speed	8500 rpm
Spindle Thread	M14
Weight	5.4 Kg
Length x Height	490 x 145 mm



2200W, 180MM ANGLE GRINDER (MADE IN INDIA)

D28413

Power Input	2200W
Disc Diameter	180 mm
Switch Type	Paddle
No Load Speed	8500 rpm
Spindle Thread	M14
Weight	4.7 Kg
Length x Height	520 x 145 mm



2600W, 180MM LAG WITH PERFORM & PROTECT (MADE IN INDIA)

DWE4597

Power Input	2600W
Disc Diameter	180 mm
Switch Type	Paddle
No Load Speed	8500 rpm
Spindle Thread	M14
OverLoad Protection	Yes
Weight	5.8 Kg
Length x Height	520 x 151 mm



2200W, 230MM LAG (MADE IN INDIA)**DWE492**

Power Input	2200W
Disc Diameter	230 mm
Switch Type	Trigger
No Load Speed	6600 rpm
Spindle Thread	M14
Weight	5.2 Kg
Length x Height	490 x 151 mm

**2600W, 230MM LAG (MADE IN INDIA)****DWE496**

Power Input	2600W
Disc Diameter	230 mm
Switch Type	Trigger
No Load Speed	6500 rpm
Spindle Thread	M14
Weight	5.4 Kg
Length x Height	490 x 145 mm

**2600W, 230MM LAG WITH PERFORM & PROTECT (MADE IN INDIA)****DWE4579**

Power Input	2600W
Disc Diameter	230 mm
Switch Type	Paddle
No Load Speed	6500 rpm
Spindle Thread	M14
OverLoad Protection	Yes
Weight	5.9 Kg
Length x Height	520 x 145 mm



450W, 6MM HEAVY DUTY DIE GRINDER WITH PADDLE SWITCH (MADE IN INDIA)

DWE487N

Power Input	450W
Collet Size	6 mm
Switch Type	Paddle
No Load Speed	25000 rpm
Max. Wheel Diameter	38 mm
Spindle Thread	M15
Weight	1.6 Kg
Length	356 mm



450W, 6MM SLIDE SWITCH DIE GRINDER (WITH LOCK-ON) (MADE IN INDIA)

DWE4884

Power Input	450W
Collet Size	6 mm
Switch Type	Slide
No Load Speed	25000 rpm
Max. Wheel Diameter	38 mm
Spindle Thread	M15
Weight	1.6 Kg
Length	356 mm



1300W BRUSHLESS VARIABLE SPEED DIE GRINDER

DWE4997

Power Input	1300 W
No Load Speed	7500-25000 min ⁻¹
Collet Size	6 mm
Weight	2.4 Kg



2200W 355MM HEAVY DUTY CHOPSAW (MADE IN INDIA)
DW871

Voltage	220-240V
Power Input	2200W
No Load Speed	3800 min ⁻¹
Min. peripheral speed cutting disc	72 m/s
Disc Diameter	355 mm
Disc Bore	25.4 mm
Disc Body Thickness	3.0 mm
Thread Size of Spindle	M10
Cross-Cutting Capacity at 90°	
Circular	125 mm
Square	120 x 120 mm
Rectangular	115 x 160 mm
Angular	140 x 140 mm
Weight	18 Kg


2300W 355MM INDUSTRIAL CHOPSAW (MADE IN INDIA)
D28730

Voltage	230V
Type	20
Power Input	2300W
No Load Speed	4200 min ⁻¹
Min. peripheral speed cutting disc	80 m/s
Disc Diameter	355 mm
Disc Bore	25.4 mm
Disc Body Thickness	3.0 mm
Thread Size of Spindle	M10
Type of Cutting Disc Straight, non-recessed	
Cross-Cutting Capacity at 90°	
Circular	125 mm
Square	115 x 115 mm
Rectangular	115 x 130 mm
Angular	120 x 120 mm
Cross-Cutting Capacity at 45°	
Circular	115 mm
Square	98 x 98 mm
Rectangular	95 x 105 mm
Angular	105 x 105 mm
Weight	16 Kg



2200W 355MM CHOPSAW (MADE IN INDIA)

D28870

Voltage	220-240V
Power Input	2200W
No Load Speed	3800 min ⁻¹
Min. peripheral speed cutting disc	80 m/s
Disc Diameter	355 mm
Disc Bore	25.4 mm
Disc Body Thickness	3.1 mm
Type of Cutting Disc	Straight, non-recessed
Cross-Cutting Capacity at 90°	
Circular	130 mm
Square	120 x 120 mm
Rectangular	100 x 200 mm
Angular	140 x 140 mm
Cross-Cutting Capacity at 45°	
Circular	130 mm
Square	110 x 110 mm
Rectangular	100 x 140 mm
Angular	120 x 120 mm
Weight	18.5 Kg



1200W 50MM 2 SPEED MAGNETIC DRILL PRESS

DWE1622K

Power Input	1200W
Speed Settings	2 speed
No Load Speed	300/450 rpm
Cutter Holder	19 mm Weldon shank (3/4")
Max. Cutting Depth with Cutters	50 mm
Max. Cutting Diameter with Cutters	50 mm
Drill Point Pressure	317 kg
Clamping Force	3800 N
Stroke Length	147 mm
Weight	14.55 Kg
Magnetic Base Dimensions	180 x 84 mm



7" CORDED POLISHER

DWP849X

Power Input	1250 W
No Load Speed	0-600/0-3500 rpm
Spindle Thread	M14
Weight	3.0 Kg
Length x Height	480 x 135 mm



1650W 254MM COMPOUND MITRE SAW

DW714

Voltage	220-240V
Type	1
Power Input	1650W
Blade Diameter	254 mm
Blade Thickness	3.2 mm
Bore Diameter	25.4 mm
Max. Blade Speed	4600 min ⁻¹
Max. Cross-cut Capacity 90°	130 mm
Max. Mitre Capacity 45°	91 mm
Max. Depth of Cut 90°	89 mm
Max. Depth of Bevel Cross-cut 45°	50 mm
Mitre (Max. Positions)	Left 47° Right 52°
Bevel (Max. Positions)	Left 45° Right 0°



1600W 305MM SINGLE BEVEL MITRE SAW

DWS715

Power Input	1600W
Blade Speed	4000 rpm
Blade Diameter	305 mm
Blade Bore Diameter	25.4 mm
Bevel Capacity	48/-3°
Mitre Capacity [right/left]	45 / 45°
Cutting Capacity at 90°/90° (W x H)	203 x 72 mm
Cutting Capacity at 90°/45° (W x H)	203 x 47 mm
Cutting Capacity at 45°/90° (W x H)	142 x 72 mm
Max. Cutting Capacity at 45°/45°	142 x 47 mm
Max. Depth of Cut [Saws]	99 mm
Weight	19 Kg
Length x Height	770 x 396 mm



1675W 305MM SLIDE MITRE SAW
DWS780

Power Input	1675W
Blade Speed	1900 - 3800 rpm
Blade Diameter	305 mm
Blade Bore Diameter	30 mm
Bevel Capacity	49°
Mitre Capacity [right/left]	60 / 50°
Cutting Capacity at 90°/90° (W x H)	345 x 76 mm
Cutting Capacity at 90°/45° (W x H)	244 x 76 mm
Cutting Capacity at 45°/90° (W x H)	268 x 63 mm
Max. Cutting Capacity at 45°/45°	212 x 76 mm
Max. Depth of Cut [Saws]	170 mm
Weight	24.8 Kg
Length x Height	770 x 396 mm


500W JIGSAW, 800-3100SPM, 20MM STROKE LENGTH, 2.7KGS
DWE349

Power Input	500W
No Load Stroke Rate	800-3100 spm
Stroke Length	20 mm
Bevel Capacity	45°
Max. Depth of Cut (Wood)	85 mm
Max. Depth of Cut (Steel)	10 mm
Max. Depth of Cut (Non Ferrous Metal)	20 mm
Keyless Blade Change	Yes
Weight	3 Kg
Length x Height	230 X 200 mm


701W JIGSAW, 0-3100SPM, 26MM STROKE LENGTH, 2.6KGS
DW331K

Power Input	701W
No Load Stroke Rate	0-3100 spm
Stroke Length	26 mm
Bevel Capacity	45°
Max. Depth of Cut (Wood)	130 mm
Max. Depth of Cut (Steel)	12 mm
Max. Depth of Cut (Non Ferrous Metal)	30 mm
Keyless Blade Change	Yes
Weight	2.6 Kg
Length x Height	250 x 210 mm



1500W 184MM CIRCULAR SAW

DWE5615

Voltage	220 - 240V
Power Input	1500W
No-Load Speed	5500 min ⁻¹
Blade Diameter	184 mm
Maximum depth of Cut at	
90°	65 mm
45°	46 mm
Blade bore	20 mm
Bevel angle adjustment	5°
Weight	4 Kg



550W PORTABLE PLANER

D26676

Power Input	550W
No Load Speed	17000 rpm
Max. Depth of Cut	1.5 mm
Rebating Depth	10 mm
Planer Width	82 mm
Shoe Length	309 mm
Drum Diameter	54 mm
Weight	2.72 Kg
Length x Height	290 X 180 mm



1800W PORTABLE THICKNESS PLANER

DW733

Power Input	1800W
No Load Speed	10000 rpm
Max. Capacity	64-315 mm (Width)
Max. Depth of Cut	3.2 mm
Max. Planing Depth	2 mm
Max. Thicknesser Capacity	152 mm (Height)
Feed Rate	8 m/min
Overload Protection	Yes
Weight	33.6 Kg
Length x Height	520 x 445 mm



250mm 2000W LIGHTWEIGHT TABLE SAW

DWE7492

Power Input	2000W
Blade Speed	4800 rpm
Blade Diameter	250 mm
Blade Bore Diameter	30 mm
Bevel Capacity -	3 to 48 °
Max. Ripping Capacity [right / left]	825 x 558 mm
Max. Depth of Cut at 90°	77 mm
Max. Depth of Cut at 45°	55 mm
Table Size	680x650 mm
Weight	26.5 Kg
Depth	742 mm
Length x Height	577 x 425 mm



2000W, HEAT GUN WITH LCD DISPLAY (+/- 10°C)

D26414

Power Input	2000W
Operating Temperature	50 - 600 °C
Air Flow	650 l/min
Weight	0.85 Kg
Length x Height	265 x 210 mm



800W HEAVY DUTY INDUSTRIAL BLOWER

DWB800

Power Input	800W
Speed	0 - 16000 rpm
Air Volume	4.5 m ³ /min
Suction	2.5 m ³ /min
Weight	1.8 Kg



SPECIALTY TOOLS

HEAVY DUTY MITER SAW STAND

DWX723



Compact Length	1765 mm
Extended Length	3835 mm
Include Disclaimer	* Stand only. Tool only for illustration

125MM SURFACE GRINDING SHROUD

DWE46150



Product Fitment	All 115 / 125 mm grinders
Max. Disc Diameter	125 mm
Accessories Accepted	Diamond Cups
Weight	0.3 Kg

ATTACHMENTS



LASER INSTRUMENTS



12V MAX* LI-ION 3 X 360° LINE LASER (GREEN BEAM)

DCE089D1G

Beam Colour	Green
Accuracy	±3mm / 10m
Self-Levelling Range	±4°
Max. Working Range	30 / 50m (with Detector)
Water Protection	IP65
Mounting Thread	1/4", 5/8"
Laser Class	2
Line Diagramm	360° Multiline
Battery Type	12V MAX



ATOMIC 3X360 MULTILINE LASER (GREEN BEAM)

DCLE34031D1

Beam Colour	Green
Accuracy	±3mm / 10m
Max. Working Range	40 / 100m (with Detector)
Water Protection	IP54
Mounting Thread	1/4", 5/8"
Laser Class	2
Line Diagramm	360° Multiline
Battery Type	20V MAX



20V MAX* ATOMIC CROSS LINE LASER (GREEN BEAM)

DCLE34021D1

Beam Colour	Green
Accuracy	±3mm / 10m
Self-Levelling Range	±4°
Max. Working Range	55 / 100m (with Detector)
Water Protection	IP54
Mounting Thread	1/4", 5/8"
Laser Class	2
Line Diagramm	Cross Line
Battery Type	20V MAX



12V MAX* LI-ION 3 X 360° LINE LASER (RED BEAM)

DCE089D1R

Beam Colour	Red
Accuracy	±3mm / 10m
Self-Levelling Range	±4°
Max. Working Range	20 / 50m (with Detector)
Water Protection	IP65
Mounting Thread	1/4", 5/8"
Laser Class	2
Line Diagramm	360° Multiline
Battery Type	12V MAX



12V MAX* LI-ION 5 SPOT CROSS LINE LASER (RED BEAM)

DCE0825D1R

Beam Colour	Green
Accuracy	±3mm / 10m
Self-Levelling Range	±4°
Max. Working Range	15 / 50m (with Detector)
Number of Beams	7 - Cross Line plus 5 spots
Water Protection	IP65
Mounting Thread	1/4", 5/8"
Laser Class	2
Battery Type	12V MAX



MULTI-LINE LASER (RED BEAM)

DW089K

Beam Colour	Red
Accuracy	±3mm / 10m
Self-Levelling Range	±4°
Max. Working Range	15 / 50m (with Detector)
Number of Beams	3 - Horizontal, Vertical, Side
Water Protection	IP54
Mounting Thread	1/4"
Laser Class	2
Battery Type	AA Battery x 4



CROSS LINE LASER (GREEN BEAM)

DW088CG

Beam Colour	Green
Accuracy	±3mm / 10m
Self-Levelling Range	±4°
Max. Working Range	20 / 50m (with Detector)
Number of Beams	3 - Horizontal, Vertical, Side
Water Protection	IP54
Mounting Thread	1/4"
Laser Class	2
Battery Type	AA Battery x 3



CROSS LINE LASER (RED BEAM)

DW088K

Beam Colour	Red
Accuracy	±3mm / 10m
Self-Levelling Range	±4°
Max. Working Range	15 / 50m (with Detector)
Number of Beams	2 - Horizontal, Vertical
Water Protection	IP54
Mounting Thread	1/4"
Laser Class	2
Battery Type	AA Battery x3



RED LINE LASER DETECTOR

DE0892

Max. Working Range	50m
Power Source	1 x 9V

INDICATORS

Grade	Above	Slightly Above	On	Slightly Below	Below
Audible Signals	Fast Beep	Fast Beep	Steady Beep	Slow Beep	Slow Beep
Display Icons					








GREEN LINE LASER DETECTOR

DE0892G

Max. Working Range	50m
Power Source	1 x 9V

INDICATORS

Grade	Above	Slightly Above	On	Slightly Below	Below
Audible Signals	Fast Beep	Fast Beep	Steady Beep	Slow Beep	Slow Beep
Display Icons					



ROTARY LASER LEVEL - RED

DCE074D1R-QW

Beam Colour	Red
Accuracy	±3mm / 30m
Self-Levelling Range	±5°
Max. Working Range	45 / 457m (with Detector)
Laser Class	2
Manual Single Slope Mode	±10°
Water Protection	IP67
Rotation Speed	150, 300, 600, 1200 rpm
Battery Type	20V MAX / Flex Volt batteries



MULTI-BEAM 5 POINTS LASER - POINTER + 1 BACKLINE

DW085K

Beam Colour	Yellow
Accuracy	±6.35mm / 30m
Self-Levelling Range	±4°
Max. Working Range	30m
Water Protection	IP54
Battery Type	4 AA size batteries






    @ DewaltToolsIndia

STANLEY BLACK & DECKER INDIA PRIVATE LIMITED

28 Akemps, 3rd Main, 1st Cross, Ashwini Layout,
Koramangala, Intermediate Ring Road, Bangalore - 560047

✉ sbd-customercommunications@sbdinc.com

Customer Support # 1800 203 0644  +91 9606055835

