




XTRA-POWER®

HIGH PERFORMANCE PROFESSIONAL TOOLS

& ACCESSORIES



PRODUCT
CATALOGUE

2024



About Us

XTRA-POWER is India's leading provider of high quality and exceptional Power Tools, Accessories, Measuring Tools, Abrasives, Diamond Saw Blades, TCT Saw Blades, Drill Bits and other technically advanced tools. The brand has been at the forefront of delivering top-tier tools that vaunt of high-quality and standards.

Rigorously tested for performance, Xtra-Power products provide the best value for money in the market while delivering an exceptional buying experience. Our portfolio includes segment-leading brands such as SGW, Hi MAX, AWANT, REWOP, B&P, and FAST CUT.

The Xtra-Power product range is brought to you by LSL Tools Private Limited, a pioneer in the industrial tools industry with over two decades of continuous innovation. The company prides itself on adopting best management practices, offering trusted brands, and delivering superior services to its wide client base. Thanks to our commitment to exceeding customer expectations, we have experienced tremendous growth by developing and serving the market in a sustained manner.

With a vast network of over 500 associates and distributors across India, LSL ensures seamless and timely delivery of products and services. Our efficient supply chain, combined with years of experience in designing and developing agricultural tools, machine tools, and accessories, has firmly established Xtra-Power as a market leader in key segments and product categories. We've also introduced cordless tools and advanced solutions designed to enhance efficiency and convenience for our users.

Experience the difference with Xtra-Power-stay ahead with our innovative tools and solutions designed for your success. Discover why we're the brand that stands out. By delivering value to our customers and community as a whole, our commitment to build a better and more productive world remains steadfast.



Why Choose Us



AT XTRAPOWER

We understand that choosing the appropriate tool is crucial to enhance your experience. We provide comprehensive solution to all your tooling needs.



END USER TESTING FOR QUALITY ASSURANCE

We value your satisfaction. Our products undergo meticulous testing to ensure it meets the highest performance and safety.



ONE STOP SOLUTION

XtraPower is the go-to destination from innovative products to unparalleled customer support, we provide a seamless experience.



INNOVATIVE PRODUCT DESIGN

With proper diligence in research, our dedicated team of experts offer products that are in line with latest technology.



LOYAL CUSTOMERS SPEAK VOLUMES

The trust and satisfaction with positive experience that XtraPower has earned over the years through the loyalty of our customers.



CHOOSING XTRAPOWER

It's not just about acquiring a product be a part of our journey where innovation, quality assurance and customer loyalty converge to redefine excellence.





Certificate of Registration

This is to certify that the
Quality Management System
of
LSL TOOLS PRIVATE LIMITED
at

**PLOT NO 394, PHASE III, UDYOG VIHAR, GURUGRAM,
HARYANA, 122016, INDIA**

has been independently assessed and is
compliant with the requirements of:

ISO 9001:2015

For the following scope of activities:

**SALES OF POWER TOOLS, CLEANING TOOLS, WELDING MACHINES, AIR COMPRESSOR,
SPARE PARTS, ABRASIVES, ACCESSORIES, MEASURING TOOLS, DIAMOND SAW BLADES,
TCT SAW BLADES, SDS DRILL BITS & CHISELS, HSS CUTTING TOOLS AND AGRICULTURE
MACHINES & EQUIPMENT.**

Certificate Number: UQ - 2023122619

Validity of this certificate can be verified at www.ukcertifications.org.uk/verify

Date of Certification	26th December 2023
1 st Surveillance Audit Due	25th December 2024
2 nd Surveillance Audit Due	25th December 2025
Certificate Expiry	25th December 2026

Daniel..
Authorised Signatory



This certificate is the property of UK Certification & Inspection Limited and shall be returned immediately on request.
71-75 Shelton Street, Covent Garden, London, WC2H 9JQ, United Kingdom
Website:- www.ukcertifications.org.uk, email:- info@ukcertifications.org.uk
Company No. 11847851



INDEX

■ POWER TOOLS

Page No. **04-24**



■ CLEANING TOOLS

Page No. **25-27**



■ WELDING MACHINE

Page No. **28-28**



■ AIR COMPRESSOR

Page No. **29-29**



■ CORDLESS TOOLS

Page No. **30-32**



■ SPARE PARTS

Page No. **33-39**



■ ABRASIVES

Page No. **40-55**



■ ACCESSORIES

Page No. **56-70**



■ MEASURING TOOLS

Page No. **71-71**



■ DIAMOND SAW BLADES

Page No. **72-83**



■ TCT SAW BLADES

Page No. **84-88**



■ SDS DRILL BITS & CHISELS

Page No. **89-92**



XPT 401 ANGLE GRINDER 100MM



SPECIFICATION		QTY./CTN.
FREQUENCY	50/60HZ	08
VOLTAGE	220/240V	
INPUT POWER	710W	
NO LOAD SPEED	13000RPM	
DISC DIAMETER	100MM	
SPINDLE THREAD	M10	

XPT 402 ANGLE GRINDER 100MM



SPECIFICATION		QTY./CTN.
FREQUENCY	50/60HZ	08
VOLTAGE	220/240V	
INPUT POWER	1000W	
NO LOAD SPEED	11800RPM	
DISC DIAMETER	100MM	
SPINDLE THREAD	M10	

XPT 403 ANGLE GRINDER 100MM



SPECIFICATION		QTY./CTN.
FREQUENCY	50/60HZ	08
VOLTAGE	220/240V	
INPUT POWER	680W	
NO LOAD SPEED	13000RPM	
DISC DIAMETER	100MM	
SPINDLE THREAD	M10	

XPT 404 ANGLE GRINDER 100MM



SPECIFICATION		QTY./CTN.
FREQUENCY	50/60HZ	08
VOLTAGE	220/240V	
INPUT POWER	650W	
NO LOAD SPEED	11000RPM	
DISC DIAMETER	100MM	
SPINDLE THREAD	M10	

XPT 405 ANGLE GRINDER 100MM



SPECIFICATION		QTY./CTN.
FREQUENCY	50/60HZ	08
VOLTAGE	220/240V	
INPUT POWER	850W	
NO LOAD SPEED	11000RPM	
DISC DIAMETER	100MM	
SPINDLE THREAD	M10	

XPT 408 ANGLE GRINDER 100MM



SPECIFICATION		QTY./CTN.
FREQUENCY	50/60HZ	08
VOLTAGE	220/240V	
INPUT POWER	750W	
NO LOAD SPEED	12000RPM	
DISC DIAMETER	100MM	
SPINDLE THREAD	M10	

XPT 505 ANGLE GRINDER 100MM



SPECIFICATION		QTY./CTN.
FREQUENCY	50/60HZ	08
VOLTAGE	220/240V	
INPUT POWER	1050W	
NO LOAD SPEED	11000RPM	
DISC DIAMETER	100MM	
SPINDLE THREAD	M10	

XPT 407 ANGLE GRINDER 125MM



SPECIFICATION		QTY./CTN.
FREQUENCY	50/60HZ	04
VOLTAGE	220/240V	
INPUT POWER	1200W	
NO LOAD SPEED	11800RPM	
DISC DIAMETER	125MM	
SPINDLE THREAD	M14	

XPT 400 ANGLE GRINDER 180MM



SPECIFICATION		QTY./CTN.
FREQUENCY	50/60HZ	02
VOLTAGE	220/240V	
INPUT POWER	2050W	
NO LOAD SPEED	8300RPM	
DISC DIAMETER	180MM	
SPINDLE THREAD	M14	

XPT 409 ANGLE GRINDER 180MM



SPECIFICATION		QTY./CTN.
FREQUENCY	50/60HZ	02
VOLTAGE	220/240V	
INPUT POWER	2000W	
NO LOAD SPEED	8300RPM	
DISC DIAMETER	180MM	
SPINDLE THREAD	M14	



XPT 411 MARBLE CUTTER 110MM



SPECIFICATION		QTY./CTN.
FREQUENCY	50/60HZ	04
VOLTAGE	220/240V	
INPUT POWER	1240W	
NO LOAD SPEED	13000RPM	
BLADE SIZE	110MM	
MAX. CUTTING DEPTH		34MM

XPT 412 MARBLE CUTTER 110MM



SPECIFICATION		QTY./CTN.
FREQUENCY	50/60HZ	04
VOLTAGE	220/240V	
INPUT POWER	1100W	
NO LOAD SPEED	13000RPM	
BLADE SIZE	110MM	
MAX. CUTTING DEPTH		34MM

XPT 413 MARBLE CUTTER 110MM



SPECIFICATION		QTY./CTN.
FREQUENCY	50/60HZ	04
VOLTAGE	220/240V	
INPUT POWER	1200W	
NO LOAD SPEED	13000RPM	
BLADE SIZE	110MM	
MAX. CUTTING DEPTH		34MM

XPT 414 MARBLE CUTTER 125MM



SPECIFICATION		QTY./CTN.
FREQUENCY	50/60HZ	04
VOLTAGE	220/240V	
INPUT POWER	1300W	
NO LOAD SPEED	13000RPM	
BLADE SIZE	125MM	
MAX. CUTTING DEPTH		41MM

XPT 417 MARBLE CUTTER 125MM



SPECIFICATION		QTY./CTN.
FREQUENCY	50/60HZ	04
VOLTAGE	220/240V	
INPUT POWER	1680W	
NO LOAD SPEED	8200RPM	
BLADE SIZE	125MM	
MAX. CUTTING DEPTH		41MM

XPT 419 MARBLE CUTTER 125MM



SPECIFICATION		QTY./CTN.
FREQUENCY	50/60HZ	04
VOLTAGE	220/240V	
INPUT POWER	1800W	
NO LOAD SPEED	11500RPM	
BLADE SIZE	125MM	
MAX. CUTTING DEPTH		38MM

XPT 419W MARBLE CUTTER 125MM



SPECIFICATION		QTY./CTN.
FREQUENCY	50/60HZ	04
VOLTAGE	220/240V	
INPUT POWER	1800W	
NO LOAD SPEED	11500RPM	
BLADE SIZE	125MM	
MAX. CUTTING DEPTH		38MM

XPT 560 MARBLE CUTTER 125MM



SPECIFICATION		QTY./CTN.
FREQUENCY	50/60HZ	04
VOLTAGE	220/240V	
INPUT POWER	1450W	
NO LOAD SPEED	13000RPM	
BLADE SIZE	125MM	
MAX. CUTTING DEPTH		30MM

XPT 415 MARBLE CUTTER 150MM



SPECIFICATION		QTY./CTN.
FREQUENCY	50/60HZ	04
VOLTAGE	220/240V	
INPUT POWER	1420W	
NO LOAD SPEED	11000RPM	
BLADE SIZE	150MM	
MAX. CUTTING DEPTH		48MM

XPT 416 MARBLE CUTTER 180MM



SPECIFICATION		QTY./CTN.
FREQUENCY	50/60HZ	02
VOLTAGE	220/240V	
INPUT POWER	1520W	
NO LOAD SPEED	5000RPM	
BLADE SIZE	180MM	
MAX. CUTTING DEPTH		60MM



XPT 418 WALL CHASER 133MM



7
BLADES

SPECIFICATION	
FREQUENCY	50/60HZ
VOLTAGE	220/240V
INPUT POWER	2700W
NO LOAD SPEED	5000RPM
MAX. CUTTING SIZE	42MM(W) x41MM(D)
BLADE SIZE	133MM
MAX. CUTTING DEPTH	41MM

QTY./CTN.
02

XPT 561 WALL CHASER 133MM



7
BLADES

SPECIFICATION	
FREQUENCY	50/60HZ
VOLTAGE	220/240V
INPUT POWER	5800W
NO LOAD SPEED	6000RPM
MAX. CUTTING SIZE	45MMX42MM
BLADE SIZE	133MM

QTY./CTN.
02

XPT 424 DRILL MACHINE 6.5MM



Reverse
Forward
Function

SPECIFICATION	
FREQUENCY	50/60HZ
VOLTAGE	220/240V
INPUT POWER	230W
NO LOAD SPEED	4500RPM
CHUCK SIZE	6.5MM

QTY./CTN.
10

XPT 421 DRILL MACHINE 10MM



Reverse
Forward
Function

SPECIFICATION	
FREQUENCY	50/60HZ
VOLTAGE	220/240V
INPUT POWER	650W
NO LOAD SPEED	0-1250RPM
CHUCK SIZE	10MM

QTY./CTN.
05

XPT 425 DRILL MACHINE 10MM



Reverse
Forward
Function

SPECIFICATION	
FREQUENCY	50/60HZ
VOLTAGE	220/240V
INPUT POWER	400W
NO LOAD SPEED	2500RPM
CHUCK SIZE	10MM

QTY./CTN.
10

XPT 525 DRILL MACHINE 10MM



Reverse
Forward
Function

SPECIFICATION	
FREQUENCY	50/60HZ
VOLTAGE	220/240V
INPUT POWER	450W
NO LOAD SPEED	0-3000RPM
CHUCK SIZE	10MM

QTY./CTN.
10

XPT 422 IMPACT DRILL 13MM



Reverse
Forward
Function

SPECIFICATION	
FREQUENCY	50/60HZ
VOLTAGE	220/240V
INPUT POWER	650W
NO LOAD SPEED	0-1800RPM
CHUCK SIZE	13MM

QTY./CTN.
05

XPT 427 IMPACT DRILL 13MM



Reverse
Forward
Function

SPECIFICATION	
FREQUENCY	50/60HZ
VOLTAGE	220/240V
INPUT POWER	780W
NO LOAD SPEED	2800RPM
CHUCK SIZE	13MM

QTY./CTN.
05

XPT 527 IMPACT DRILL 13MM



Reverse
Forward
Function

SPECIFICATION	
FREQUENCY	50/60HZ
VOLTAGE	220/240V
INPUT POWER	710W
NO LOAD SPEED	0-2800RPM
CHUCK SIZE	13MM

QTY./CTN.
10

XPT 428 DRILL MACHINE 16MM



SPECIFICATION	
FREQUENCY	50/60HZ
VOLTAGE	220/240V
INPUT POWER	800W
NO LOAD SPEED	550RPM
CHUCK SIZE	16MM

QTY./CTN.
10

XPT 429 SCREW DRIVER DRILL 10MM



Reverse Forward Function

SPECIFICATION

FREQUENCY	50/60HZ
VOLTAGE	220/240V
INPUT POWER	350W
NO LOAD SPEED	0-750RPM
CHUCK SIZE	10MM

QTY./CTN.

10

XPT 431 SCREW DRIVER DRILL 10MM



BMC PACKING

SPECIFICATION

FREQUENCY	50/60HZ
VOLTAGE	220/240V
INPUT POWER	400W
NO LOAD SPEED	0-750RPM
CHUCK SIZE	10MM

QTY./CTN.

06

XPT 482 CORDLESS DRILL 10MM



SPECIFICATION

VOLTAGE	12V
BATTERY CAPACITY	1300mAh
MAX. TORQUE	28NM
NO LOAD SPEED	400-1350RPM
MAX. DRILL DIA	10MM

QTY./CTN.

10

XPT 483 CORDLESS DRILL 10MM



21V WITH KIT

SPECIFICATION

VOLTAGE	21V
BATTERY CAPACITY	1500mAh
MAX. TORQUE	30NM
NO LOAD SPEED	450-1350RPM
MAX. DRILL DIA	10MM

QTY./CTN.

05

XPT 433 ROTARY HAMMER 20MM



SPECIFICATION

FREQUENCY	50/60HZ
VOLTAGE	220/240V
INPUT POWER	500W
NO LOAD SPEED	0-850RPM
MODE	2
MAX. DRILL	20MM

QTY./CTN.

05

XPT 508 ROTARY HAMMER 20MM



SPECIFICATION

FREQUENCY	50/60HZ
VOLTAGE	220/240V
INPUT POWER	500W
NO LOAD SPEED	0-850RPM
MODE	3
MAX. DRILL	20MM

QTY./CTN.

05

XPT 434 ROTARY HAMMER 26MM



SPECIFICATION

FREQUENCY	50/60HZ
VOLTAGE	220/240V
INPUT POWER	620W
NO LOAD SPEED	0-3200BPM
MODE	0-850RPM
MAX. DRILL	26MM

QTY./CTN.

03

XPT 435 ROTARY HAMMER 26MM



SPECIFICATION

FREQUENCY	50/60HZ
VOLTAGE	220/240V
INPUT POWER	800W
NO LOAD SPEED	1100RPM
MODE	3
MAX. DRILL	26MM

QTY./CTN.

05

XPT 510 ROTARY HAMMER 26MM



SPECIFICATION

FREQUENCY	50/60HZ
VOLTAGE	220/240V
INPUT POWER	1050W
NO LOAD SPEED	1050RPM
IMPACT RATE	4200BPM

QTY./CTN.

04

XPT 590 ROTARY HAMMER 26MM



Anti Vibration Model

SPECIFICATION

FREQUENCY	50/60HZ
VOLTAGE	220/240V
INPUT POWER	800W
NO LOAD SPEED	0-1250RPM
MODE	3
MAX. DRILL SIZE	26MM

QTY./CTN.

05

XPT 595 CORDLESS ROTARY HAMMER 26MM



SPECIFICATION

VOLTAGE	21V
BATTERY	4.0AH
NO LOAD SPEED	0-1000RPM
IMPACT ENERGY	3.0 J
IMPACT RATE	0-4450BPM
MODE	3
MAX. DRILL SIZE	26MM

QTY./CTN.

05

XPT 591 ROTARY HAMMER 28MM



Anti Vibration Model

SPECIFICATION

FREQUENCY	50/60HZ
VOLTAGE	220/240V
INPUT POWER	900W
NO LOAD SPEED	0-1200RPM
MODE	3
MAX. DRILL SIZE	28MM

QTY./CTN.

05

XPT 511 ROTARY HAMMER 32MM



SPECIFICATION		QTY./CTN.
FREQUENCY	50/60HZ	02
VOLTAGE	220/240V	
INPUT POWER	1500W	
NO LOAD SPEED	930RPM	
IMPACT RATE	4300BPM	

XPT 436 DEMOLITION HAMMER



SPECIFICATION		QTY./CTN.
FREQUENCY	50/60HZ	02
VOLTAGE	220/240V	
INPUT POWER	1080W	
IMPACT RATE	2900BPM	
TOOL HOLDER	SDS HEX 17MM	

XPT 437 DEMOLITION HAMMER



SPECIFICATION		QTY./CTN.
FREQUENCY	50/60HZ	02
VOLTAGE	220/240V	
INPUT POWER	900W	
IMPACT RATE	2900BPM	
TOOL HOLDER	SDS HEX 17MM	

XPT 496 DEMOLITION HAMMER



SPECIFICATION		QTY./CTN.
FREQUENCY	50/60HZ	02
VOLTAGE	220/240V	
INPUT POWER	1900W	
IMPACT RATE	3600BPM	
TOOL HOLDER	SDS MAX	

XPT 512 DEMOLITION HAMMER



SPECIFICATION		QTY./CTN.
FREQUENCY	50/60HZ	02
VOLTAGE	220/240V	
INPUT POWER	1950W	
IMPACT RATE	3600BPM	
TOOL HOLDER	SDS HEX	

XPT 513 DEMOLITION HAMMER



SPECIFICATION		QTY./CTN.
FREQUENCY	50/60HZ	02
VOLTAGE	220/240V	
INPUT POWER	1300W	
IMPACT RATE	3900BPM	
TOOL HOLDER	SDS MAX	

XPT 514 DEMOLITION HAMMER



SPECIFICATION		QTY./CTN.
FREQUENCY	50/60HZ	02
VOLTAGE	220/240V	
INPUT POWER	1200W	
IMPACT RATE	3600BPM	
TOOL HOLDER	SDS HEX	

XPT 515 DEMOLITION HAMMER



SPECIFICATION		QTY./CTN.
FREQUENCY	50/60HZ	02
VOLTAGE	220/240V	
INPUT POWER	1200W	
IMPACT RATE	3600BPM	
TOOL HOLDER	SDS MAX	

XPT 439 DEMOLITION HAMMER



SPECIFICATION		QTY./CTN.
FREQUENCY	50/60HZ	01
VOLTAGE	220/240V	
INPUT POWER	1500W	
IMPACT RATE	900-1890BPM	
TOOL HOLDER	SDS MAX 18MM	

XPT 516 DEMOLITION HAMMER



SPECIFICATION		QTY./CTN.
FREQUENCY	50/60HZ	01
VOLTAGE	220/240V	
INPUT POWER	1700W	
IMPACT RATE	2100BPM	
IMPACT JOULES	45J	
TOOL HOLDER	SDS MAX	

XPT 438 DEMOLITION HAMMER



SPECIFICATION		QTY./CTN.
FREQUENCY	50/60HZ	01
VOLTAGE	220/240V	
INPUT POWER	1600W	
IMPACT RATE	1400BPM	
TOOL HOLDER	SDS HEX 30MM	

XPT 495 DEMOLITION HAMMER



SPECIFICATION		QTY./CTN.
FREQUENCY	50/60HZ	01
VOLTAGE	220/240V	
INPUT POWER	1800W	
NO LOAD SPEED	1400BPM	
IMPACT RATE	HEX 30MM	

XPT 517 DEMOLITION HAMMER



16 KG

SPECIFICATION	
FREQUENCY	50/60HZ
VOLTAGE	220/240V
INPUT POWER	1700W
IMPACT RATE	1900BPM
IMPACT JOULES	60J
TOOL HOLDER	SDS HEX 30MM

QTY./CTN.

01

XPT 518 DEMOLITION HAMMER



20 KG

SPECIFICATION	
FREQUENCY	50/60HZ
VOLTAGE	220/240V
INPUT POWER	1700W
IMPACT RATE	1900BPM
IMPACT JOULES	65J
TOOL HOLDER	SDS HEX 30MM

QTY./CTN.

01

XPT 519 DEMOLITION HAMMER



24 KG

SPECIFICATION	
FREQUENCY	50/60HZ
VOLTAGE	220/240V
INPUT POWER	1700W
IMPACT RATE	2000BPM
IMPACT JOULES	75J
TOOL HOLDER	SDS HEX

QTY./CTN.

01

XPT 440 BLOWER



V/SPEED

SPECIFICATION	
FREQUENCY	50/60HZ
VOLTAGE	220/240V
INPUT POWER	500W
NO LOAD SPEED	0-13000RPM
AIR VOLUME	2.3M ³ /MIN

QTY./CTN.

06

XPT 541 BLOWER



SPECIFICATION	
FREQUENCY	50/60HZ
VOLTAGE	220/240V
INPUT POWER	800W
NO LOAD SPEED	16000RPM
AIR VOLUME	3.8 M ³ / Min
FUNCTION	VACUUM & BLOWER

QTY./CTN.

04

XPT 542 BLOWER



SPECIFICATION	
FREQUENCY	50/60HZ
VOLTAGE	220/240V
INPUT POWER	650W
NO LOAD SPEED	13000RPM
AIR VOLUME	2.3 M ³ / Min

QTY./CTN.

06

XPT 540 VACUUM BLOWER (V/SPEED)



SPECIFICATION	
FREQUENCY	50/60HZ
VOLTAGE	220/240V
INPUT POWER	650W
NO LOAD SPEED	0-16000RPM
AIR VOLUME	3.5 M ³ / Min
FUNCTION	VACUUM & BLOWER

QTY./CTN.

04

XPT 442 PLANER 82MM



SPECIFICATION	
FREQUENCY	50/60HZ
VOLTAGE	220/240V
INPUT POWER	500W
NO LOAD SPEED	16000RPM
PLANER BLADE SIZE	82 X 1MM

QTY./CTN.

04

XPT 445 PLANER 82MM



SPECIFICATION	
FREQUENCY	50/60HZ
VOLTAGE	220/240V
INPUT POWER	650W
NO LOAD SPEED	16000RPM
PLANER BLADE SIZE	82 X 1MM

QTY./CTN.

04

XPT 452 PLANER 82MM



SPECIFICATION	
FREQUENCY	50/60HZ
VOLTAGE	220/240V
INPUT POWER	710W
NO LOAD SPEED	16500RPM
PLANER BLADE SIZE	82 X 2MM

QTY./CTN.

04

XPT 455 PLANER 82MM



SPECIFICATION	
FREQUENCY	50/60HZ
VOLTAGE	220/240V
INPUT POWER	650W
NO LOAD SPEED	16000RPM
PLANER BLADE SIZE	82 X 1MM

QTY./CTN.

04

XPT 456 PLANER 110MM



SPECIFICATION	
FREQUENCY	50/60HZ
VOLTAGE	220/240V
INPUT POWER	1200W
NO LOAD SPEED	16000RPM
PLANER BLADE SIZE	110 X 3MM

QTY./CTN.

02

XPT 443 CIRCULAR SAW 185MM



SPECIFICATION		QTY./CTN.
FREQUENCY	50/60HZ	03
VOLTAGE	220/240V	
INPUT POWER	1250W	
NO LOAD SPEED	6000RPM	
WHEEL DIA	185MM	

XPT 563 CIRCULAR SAW 255MM



SPECIFICATION		QTY./CTN.
FREQUENCY	50/60HZ	02
VOLTAGE	220/240V	
INPUT POWER	2400 W	
NO LOAD SPEED	2260 RPM	
WHEEL SIZE	255MM	

XPT 564 CIRCULAR SAW 305MM



SPECIFICATION		QTY./CTN.
FREQUENCY	50/60HZ	02
VOLTAGE	220/240V	
INPUT POWER	2600 W	
NO LOAD SPEED	3100 RPM	
BLADE DIAMETER	305MM	

XPT 444 TRIMMER 6.35MM



SPECIFICATION		QTY./CTN.
FREQUENCY	50/60HZ	10
VOLTAGE	220/240V	
INPUT POWER	350W	
NO LOAD SPEED	3000RPM	
COLLET SIZE	6.35MM	

XPT 544 TRIMMER 6.35MM



SPECIFICATION		QTY./CTN.
FREQUENCY	50/60HZ	09
VOLTAGE	220/240V	
INPUT POWER	550W	
NO LOAD SPEED	3000RPM	
COLLET CAPACITY	6.35MM	

XPT 448 MULTI FUNCTION MIXER 150MM



SPECIFICATION		QTY./CTN.
FREQUENCY	50/60HZ	01
VOLTAGE	220/240V	
INPUT POWER	1600W	
NO LOAD SPEED	400RPM	
DIA OF MIXING WHEEL	150MM	



XPT 446 MIXER



SPECIFICATION		QTY./CTN.
FREQUENCY	50/60HZ	10
VOLTAGE	220/240V	
INPUT POWER	1020W	
NO LOAD SPEED	800RPM	
STIRRER DIA.	160MM	



XPT 546 MIXER



SPECIFICATION		QTY./CTN.
FREQUENCY	50/60HZ	05
VOLTAGE	220/240V	
INPUT POWER	1100W	
NO LOAD SPEED	0-900RPM	
ROD DIAMETER	120MM	



XPT 547 MIXER



SPECIFICATION		QTY./CTN.
FREQUENCY	50/60HZ	04
VOLTAGE	220/240V	
INPUT POWER	1200W	
NO LOAD SPEED	0-900RPM	
ROD DIAMETER	120MM	



XPT 447 CONCRETE VIBRATOR 35MM



SPECIFICATION		QTY./CTN.
FREQUENCY	50/60HZ	10
VOLTAGE	220/240V	
INPUT POWER	1050W	
NO LOAD SPEED	4000RPM	
COMPATIBLE ROD SIZE	1.0M, 1.5M, 3.0M	



XPT 450 CONCRETE VIBRATOR 35MM



SPECIFICATION		QTY./CTN.
FREQUENCY	50/60HZ	05
VOLTAGE	220/240V	
INPUT POWER	2200W	
NO LOAD SPEED	4800RPM	
COMPATIBLE ROD SIZE	1.0M, 1.5M, 3.0M	



XPT 550 CONCRETE VIBRATOR 50MM



SPECIFICATION		QTY./CTN.
FREQUENCY	50/60HZ	05
VOLTAGE	220/240V	
INPUT POWER	2200W	
NO LOAD SPEED	4800RPM	
VIBRATING ROD SIZE	50MM	



XPT 451 ORBITAL SANDER



SPECIFICATION		QTY./CTN.
FREQUENCY	50/60HZ	10
VOLTAGE	220/240V	
INPUT POWER	160W	
NO LOAD SPEED	12000RPM	
SAND PAPER SIZE	110 X 100 MM	

XPT 553 ORBITAL SANDER



SPECIFICATION		QTY./CTN.
FREQUENCY	50/60HZ	10
VOLTAGE	220/240V	
INPUT POWER	180W	
NO LOAD SPEED	12000RPM	
SAND PAPER SIZE	93X185mm	

XPT 458 BELT SANDER



SPECIFICATION		QTY./CTN.
FREQUENCY	50/60HZ	03
VOLTAGE	220/240V	
INPUT POWER	1200W	
NO LOAD SPEED	500RPM	
BELT SIZE	100 X 610MM	

XPT 558 BELT SANDER



SPECIFICATION		QTY./CTN.
FREQUENCY	50/60HZ	04
VOLTAGE	220/240V	
INPUT POWER	900W	
NO LOAD SPEED	200-380RPM	
BELT SIZE	76 X 533MM	

XPT 551 ROTARY SANDER 125MM



SPECIFICATION		QTY./CTN.
FREQUENCY	50/60HZ	10
VOLTAGE	220/240V	
INPUT POWER	300W	
NO LOAD SPEED	5000-12000RPM	
SANDER PAD SIZE	125MM	

XPT 552 DRY WALL SANDER 180MM



SPECIFICATION		QTY./CTN.
FREQUENCY	50/60HZ	04
VOLTAGE	220/240V	
INPUT POWER	900W	
NO LOAD SPEED	1400-2700RPM	
SANDER PAD SIZE	180MM	

XPT 554 DRY WALL SANDER 225MM



SPECIFICATION		QTY./CTN.
FREQUENCY	50/60HZ	01
VOLTAGE	220/240V	
INPUT POWER	900W	
NO LOAD SPEED	1000-2100RPM	
PAPER SIZE	225MM	

XPT 453 ROUTER



SPECIFICATION		QTY./CTN.
FREQUENCY	50/60HZ	02
VOLTAGE	220/240V	
INPUT POWER	1800W	
NO LOAD SPEED	23000RPM	
COLLET CAPACITY	8-12MM	

XPT 459 ROUTER



SPECIFICATION		QTY./CTN.
FREQUENCY	50/60HZ	02
VOLTAGE	220/240V	
INPUT POWER	1800W	
NO LOAD SPEED	12000-23000RPM	
COLLET CAPACITY	8-12MM	

XPT 465 ROUTER



SPECIFICATION		QTY./CTN.
FREQUENCY	50/60HZ	04
VOLTAGE	220/240V	
INPUT POWER	1800W	
NO LOAD SPEED	23000RPM	
COLLET SIZE	8-12MM	

XPT 454 JIG SAW 65MM



SPECIFICATION		QTY./CTN.
FREQUENCY	50/60HZ	05
VOLTAGE	220/240V	
INPUT POWER	710W	
NO LOAD SPEED	0-3000RPM	
CUTTING DEPTH	65MM	

XPT 464 JIG SAW 85MM



SPECIFICATION		QTY./CTN.
FREQUENCY	50/60HZ	05
VOLTAGE	220/240V	
INPUT POWER	650W	
NO LOAD SPEED	0-3100RPM	
CUTTING DEPTH	85 MM	

XPT 557 JIG SAW



V/SPEED

SPECIFICATION

FREQUENCY	50/60HZ
VOLTAGE	220/240V
INPUT POWER	800W
NO LOAD SPEED	0-3000RPM
CUTTING DEPTH	100/80MM

QTY./CTN.

02

XPT 457 ELECTRIC CHAINSAW 405MM



SPECIFICATION

FREQUENCY	50/60HZ
VOLTAGE	220/240V
INPUT POWER	1300W
NO LOAD SPEED	400RPM
SKID LENGTH	405MM (16")

QTY./CTN.

02

XPT 568 ELECTRIC CHAINSAW 450MM



SPECIFICATION

FREQUENCY	50/60HZ
VOLTAGE	220/240V
INPUT POWER	1400W
CHAIN SPEED	400RPM
SKID LENGTH	405MM

QTY./CTN.

02

XPT 460 ELECTRIC CHAINSAW 550MM



SPECIFICATION

FREQUENCY	50/60HZ
VOLTAGE	220/240V
INPUT POWER	2200W
NO LOAD SPEED	400RPM
SKID LENGTH	550MM (22")

QTY./CTN.

02

XPT 468 GASOLINE CHAIN SAW 450MM (65CC)



65CC

SPECIFICATION

RATED POWER	2900W
DISPLACEMENT	65CC
NO LOAD SPEED	10000+ 1000RPM
FUEL TANK CAPACITY	550ML
OIL TANK CAPACITY	260ML
SKID LENGTH	450MM (18")

QTY./CTN.

02

XPT 469 GASOLINE CHAIN SAW 550MM (65CC)



65CC

SPECIFICATION

RATED POWER	2900W
DISPLACEMENT	65CC
NO LOAD SPEED	10000+ 1000RPM
FUEL TANK CAPACITY	550ML
OIL TANK CAPACITY	260ML
SKID LENGTH	550MM(22")

QTY./CTN.

02

XPT 470 GASOLINE CHAIN SAW 600MM (65CC)



65CC

SPECIFICATION

RATED POWER	2900W
DISPLACEMENT	65CC
NO LOAD SPEED	10000+ 1000RPM
FUEL TANK CAPACITY	550ML
OIL TANK CAPACITY	260ML
SKID LENGTH	600MM(24")

QTY./CTN.

02

XPT 588 GASOLINE CHAIN SAW 450MM (62CC)



62CC

SPECIFICATION

RATED POWER	2.7KW
DISPLACEMENT	62CC
NO LOAD SPEED	11000-1000RPM
FUEL TANK CAPACITY	0.55L
SKID LENGTH	450MM(18")

QTY./CTN.

02

XPT 589 GASOLINE CHAIN SAW 550MM (62CC)



62CC

SPECIFICATION

RATED POWER	2.8KW
DISPLACEMENT	62CC
NO LOAD SPEED	2700-3300RPM
FUEL TANK CAPACITY	0.55L
SKID LENGTH	550MM(22")

QTY./CTN.

02

XPT 585 GASOLINE CHAIN SAW 300MM



25.4CC

SPECIFICATION

RATED POWER	0.75KW
DISPLACEMENT	25.4CC
NO LOAD SPEED	11000±1000 RPM
FUEL TANK CAPACITY	0.23L
OIL TANK CAPACITY	0.21L
SKID LENGTH	300MM(12")

QTY./CTN.

02

XPT 539 CORDLESS CHAIN SAW 305MM



21V

SPECIFICATION

VOLTAGE	21V
BATTERY	3000mAh
SKID LENGTH	305MM
CHAIN SPEED	0-7.4 M/S

QTY./CTN.

02

XPT 538 CORDLESS CHAIN SAW 405MM



21V

SPECIFICATION

VOLTAGE	21V
BATTERY	6.0Ah
SKID LENGTH	405MM(16")
CHAIN SPEED	400RPM

QTY./CTN.

02

XPT 537 CORDLESS CHAIN SAW 200MM



21V

SPECIFICATION	
VOLTAGE	21V
BATTERY	3000mAh
SKID LENGTH	200MM(8")
CHAIN SPEED	0-7.4M/S

QTY./CTN.
04

XPT 471 CHAIN SAW GRINDER 100MM



SPECIFICATION	
FREQUENCY	50/60HZ
VOLTAGE	220/240V
INPUT POWER	300W
NO LOAD SPEED	8400RPM
DISC DIAMETER	100MM

QTY./CTN.
06

XPT 587 GASOLINE CONCRETE SAW 350MM



65CC

SPECIFICATION	
RATED POWER	2.8KW
DISPLACEMENT	65CC
NO LOAD SPEED	9500±500RPM
FUEL TANK CAPACITY	750ML
DISC DIAMETER	350MM(14")

QTY./CTN.
01

XPT 467 GASOLINE CONCRETE CUTTER 405MM



52CC

SPECIFICATION	
RATED POWER	1800W
DISPLACEMENT	52CC
NO LOAD SPEED	5000-8500RPM
FUEL TANK CAPACITY	1.3Ltr
DISC DIAMETER	405MM

QTY./CTN.
01

XPT 565 ELECTRIC CONCRETE SAW 355MM



2800W

SPECIFICATION	
FREQUENCY	50/60HZ
VOLTAGE	220/240V
INPUT POWER	2800W
NO LOAD SPEED	4300RPM
BLADE DIAMETER	14"/355MM

QTY./CTN.
01

XPT 566 ELECTRIC CONCRETE SAW 400MM



3200W

SPECIFICATION	
FREQUENCY	50/60HZ
VOLTAGE	220/240V
INPUT POWER	3200W
NO LOAD SPEED	4300RPM
BLADE DIAMETER	16"/400MM

QTY./CTN.
01

XPT 472 CUT-OFF MACHINE 355MM



SPECIFICATION	
FREQUENCY	50/60HZ
VOLTAGE	220/240V
INPUT POWER	2200W
NO LOAD SPEED	3800RPM
DISC DIAMETER	355MM
BORE SIZE	25.4MM

QTY./CTN.
01

XPT 474 CUT-OFF MACHINE 355MM



SPECIFICATION	
FREQUENCY	50/60HZ
VOLTAGE	220/240V
INPUT POWER	2700W
NO LOAD SPEED	3900RPM
DISC DIAMETER	355MM
BORE SIZE	25.4MM

QTY./CTN.
01

XPT 475 CUT-OFF MACHINE 355MM



SPECIFICATION	
FREQUENCY	50/60HZ
VOLTAGE	220/240V
INPUT POWER	2700W
NO LOAD SPEED	3900RPM
DISC DIAMETER	355MM
BORE SIZE	25.4MM

QTY./CTN.
01

XPT 476 CUT-OFF MACHINE 355MM



SPECIFICATION	
FREQUENCY	50/60HZ
VOLTAGE	220/240V
INPUT POWER	2380W
NO LOAD SPEED	3800RPM
DISC DIAMETER	355MM
BORE SIZE	25.4MM

QTY./CTN.
01

XPT 477 MITER SAW 255MM



45° ANGLE CUTTING

SPECIFICATION	
FREQUENCY	50/60HZ
VOLTAGE	220/240V
INPUT POWER	1800W
NO LOAD SPEED	6000RPM
DIA OF WHEEL	255MM(10")

QTY./CTN.
01

XPT 478 MITER SAW 255MM



45° ANGLE CUTTING

SPECIFICATION	
FREQUENCY	50/60HZ
VOLTAGE	220/240V
INPUT POWER	1800W
NO LOAD SPEED	6000RPM
DIA OF WHEEL	255MM(10")

QTY./CTN.
01

XPT 479 MITER SAW 305MM



45°
ANGLE
CUTTING



SPECIFICATION	
FREQUENCY	50/60HZ
VOLTAGE	220/240V
INPUT POWER	1800W
NO LOAD SPEED	4200RPM
DIA OF WHEEL	305MM(12")

QTY./CTN.
01

XPT 481 MITER SAW 355MM



SPECIFICATION	
FREQUENCY	50/60HZ
VOLTAGE	220/240V
INPUT POWER	2000W
NO LOAD SPEED	3500RPM
DIA OF WHEEL	355MM(14")

QTY./CTN.
01

XPT 487 CORDLESS TILE TILING MACHINE



SPECIFICATION	
VOLTAGE	8.4V
BATTERY	2500mAh
ADSORPTION CAPACITY	25KG
VIBRATION FREQUENCY	5000-18000RPM
ROUND PAD	11.8CM

QTY./CTN.
08

XPT 488 CORDLESS TILE TILING MACHINE



21V

SPECIFICATION	
VOLTAGE	21V
ROUND PAD	14.5CM
BATTERY CAPACITY	2000mAh
ADSORPTION CAPACITY	65KG
VIBRATION FREQUENCY	10000

QTY./CTN.
08

XPT 489 HOT AIR GUN



SPEED
CONTROL

SPECIFICATION	
FREQUENCY	50/60HZ
VOLTAGE	220/240V
INPUT POWER	2000W
NO LOAD SPEED	240-480L/min
TEMPERATURE	230-6000C

QTY./CTN.
10

XPT 523 HEAT GUN



SPEED
CONTROL

SPECIFICATION	
FREQUENCY	50/60HZ
VOLTAGE	220/240V
RATE POWER	2000W
TEMPERATURE	80-350/600°C
AIR FLOW	300/500L/MIN

QTY./CTN.
05

XPT 490 CORE DRILL 90MM



M22

SPECIFICATION	
FREQUENCY	50/60HZ
VOLTAGE	220/240V
INPUT POWER	1880W
NO LOAD SPEED	1700RPM
MAX. DRILL CAPACITY	90MM
SPINDLE THREAD	M22

QTY./CTN.
03

XPT 491 CORE DRILL 200MM



1/4
UNC

SPECIFICATION	
FREQUENCY	50/60HZ
VOLTAGE	220/240V
INPUT POWER	3200W
NO LOAD SPEED	750RPM
MAX. DRILL CAPACITY	200MM
SPINDLE THREAD	1/4"UNC

QTY./CTN.
01

XPT 492 CORE DRILL 168MM



1/4
UNC

SPECIFICATION	
FREQUENCY	50/60HZ
VOLTAGE	220/240V
INPUT POWER	2300W
NO LOAD SPEED	1850RPM
MAX. DRILL CAPACITY	168MM
SPINDLE THREAD	1/4"UNC

QTY./CTN.
01

XPT 493 CORE DRILL 255MM



1/4
UNC

SPECIFICATION	
FREQUENCY	50/60HZ
VOLTAGE	220/240V
INPUT POWER	3900W
NO LOAD SPEED	650RPM
MAX. DRILL CAPACITY	255MM
SPINDLE THREAD	1/4"UNC

QTY./CTN.
01

XPT 410 STRAIGHT GRINDER 125MM



SPECIFICATION	
FREQUENCY	50/60HZ
VOLTAGE	220/240V
INPUT POWER	710W
NO LOAD SPEED	5300RPM
DISC DIAMETER	125MM

QTY./CTN.
04

XPT 426 DIE GRINDER 25MM



SPECIFICATION	
FREQUENCY	50/60HZ
VOLTAGE	220/240V
INPUT POWER	400W
NO LOAD SPEED	27000RPM
COLLET SIZE	6MM

QTY./CTN.
10



XPT 532 DIE GRINDER WITH KIT



SPECIFICATION		QTY./CTN.
FREQUENCY	50/60HZ	05
VOLTAGE	220/240V	
INPUT POWER	180W	
NO LOAD SPEED	8000-35000RPM	
COLLET SIZE	3MM	

XPT 521 ELECTRIC SPRAY GUN



SPECIFICATION		QTY./CTN.
FREQUENCY	50/60HZ	06
VOLTAGE	220/240V	
INPUT POWER	700W	
FLUID RATE	1200ml/min	
CONTAINER CAP	1200ML	
MAX. PAINT VISCOSITY	120 DIN-s	

XPT 522 FLOOR BASE SPRAY GUN



SPECIFICATION		QTY./CTN.
FREQUENCY	50/60HZ	04
VOLTAGE	220/240V	
INPUT POWER	800W	
FLUID RATE	1100ml/min	
CONTAINER CAP.	800ML	
MAX. PAINT VISCOSITY	100 DIN-s	

XPT 485 CORDLESS IMPACT WRENCH WITH KIT



SPECIFICATION		QTY./CTN.
VOLTAGE	21V	05
BATTERY CAPACITY	3000mAh	
MAX. TORQUE	320NM	
BOLT SIZE	M10-M32	
NO LOAD SPEED	2060RPM	

XPT 533 IMPACT WRENCH 400NM



SPECIFICATION		QTY./CTN.
FREQUENCY	50/60HZ	05
VOLTAGE	220/240V	
INPUT POWER	500W	
NO LOAD SPEED	2800RPM	
TORQUE	400 (Nm)	
SQUARE DRIVE	13MM(1/2")	

XPT 534 IMPACT WRENCH 450NM



SPECIFICATION		QTY./CTN.
FREQUENCY	50/60HZ	05
VOLTAGE	220/240V	
INPUT POWER	1100W	
NO LOAD SPEED	2200RPM	
TORQUE	450 (Nm)	
SQUARE DRIVE	13MM(1/2")	

XPT 555 POLISHER 180MM



SPECIFICATION		QTY./CTN.
FREQUENCY	50/60HZ	04
VOLTAGE	220/240V	
INPUT POWER	1400W	
NO LOAD SPEED	800-3300/min	
DIA OF WHEEL	180MM	

XPT 556 RECIPROCATING SAW



SPECIFICATION		QTY./CTN.
FREQUENCY	50/60HZ	04
VOLTAGE	220/240V	
INPUT POWER	900W	
NO LOAD SPEED	0-2800/min	
STROKE LENGTH	22MM	
CUTTING CAPACITY	115MM	

XPT 581 GASOLINE HEDGE TRIMMER



SPECIFICATION		QTY./CTN.
DISPLACEMENT	25.4CC	01
RATED OUTPUT POWER	0.75KW	
FUEL TANK CAP.	0.23 L	
MIXING RATIO	01:25	
IDLING SPEED	7500±500 RPM	
PRUNING LENGTH	600MM	

XPT 582 GASOLINE EARTH AUGER



SPECIFICATION		QTY./CTN.
DISPLACEMENT	52CC	01
RATED OUTPUT POWER	1.45KW	
FUEL TANK CAP.	1.25 L	
MIXING RATIO	01:25	
IDLING SPEED	9000±500 RPM	
DRILL BIT SIZE	100/150/200 250/300 MM	

XPT 583 GASOLINE WATER PUMP



SPECIFICATION		QTY./CTN.
DISPLACEMENT	52CC	01
RATED OUTPUT POWER	1.45KW	
FUEL TANK CAP.	1.2 L	
MIXING RATIO	01:25	
IDLING SPEED	7500±500 RPM	
OUTLET SIZE - INLET SIZE	1 Inch	
MAX. FLOW	7 M ³ /H	
MAX. TOTAL HEAD	24 M	
MAX. SUCTION LIFT	7-9 M	

XPT 584 GASOLINE BLOWER



SPECIFICATION		QTY./CTN.
DISPLACEMENT	63.3CC	01
RATED OUTPUT POWER	2.7KW	
FUEL TANK CAP.	2L	
MIXING RATIO	01:25	
IDLING SPEED	7000±500 RPM	
AIR SPEED	90M/S	
AIR VOLUME	830M ³ /H	

XPT 586 BRUSH CUTTER



2
STROKE

SPECIFICATION	
POWER TYPE	2 STROKE
DISPLACEMENT	52CC
FUEL TANK CAP.	1.2L
RATED OUTPUT POWER	1.6KW
IDLING SPEED	9500±500 RPM
PIPE DIAMETER	28MM
PIPE LENGTH	150CM

QTY./CTN.
01

XP-BG-150 BENCH GRINDER 150MM



SPECIFICATION	
FREQUENCY	50/60
VOLTAGE	220/240V
INPUT POWER	370W
NO LOAD SPEED	2840RPM
GRINDING WHEEL	220X20X32

QTY./CTN.
02

XP-BG-200 BENCH GRINDER 200MM



SPECIFICATION	
FREQUENCY	50/60
VOLTAGE	220/240V
INPUT POWER	250W
NO LOAD SPEED	2840RPM
GRINDING WHEEL	150X20X32

QTY./CTN.
02

XP-BD-13 BENCH DRILL 13MM



SPECIFICATION	
FREQUENCY	50/60HZ
VOLTAGE	220/240V
INPUT POWER	800W
NO LOAD SPEED	0-2800RPM
DRILL CLAMPING DIA.	1.5-13MM
SPINDLE TRAVEL	60MM

QTY./CTN.
02

XP-BD-16 BENCH DRILL 16MM



SPECIFICATION	
FREQUENCY	50/60HZ
VOLTAGE	220/240V
INPUT POWER	1050W
NO LOAD SPEED	0-2800RPM
DRILL CLAMPING DIA.	3-16MM
SPINDLE TRAVEL	60MM

QTY./CTN.
01



XPG-CS18 GASOLINE CHAINSAW 450MM



58CC

SPECIFICATION	
POWER TYPE	2 STROKE
DISPLACEMENT	58CC
ENGINE OIL TANK CAP.	0.26Ltr.
FUEL TANK CAP.	0.55Ltr.
RATED OUTPUT POWER	2600W
IDLING SPEED	2800RPM
SKID LENGTH	450MM (18")

QTY./CTN.	
	02

XPG-CS22 GASOLINE CHAINSAW 550MM



58CC

SPECIFICATION	
POWER TYPE	2 STROKE
DISPLACEMENT	58CC
ENGINE OIL TANK CAP.	0.26Ltr.
FUEL TANK CAP.	0.55Ltr.
RATED OUTPUT POWER	2600W
IDLING SPEED	2800RPM
SKID LENGTH	550MM (22")

QTY./CTN.	
	02

XPG-SUMO-22 GASOLINE CHAINSAW 550MM



60CC

SPECIFICATION	
POWER TYPE	2 STROKE
DISPLACEMENT	60CC
ENGINE OIL TANK CAP.	0.26Ltr.
FUEL TANK CAP.	0.55Ltr.
RATED OUTPUT POWER	2400W
IDLING SPEED	8000RPM
SKID LENGTH	550MM (22")

QTY./CTN.	
	02

XPG-BC2S BRUSH CUTTER 2 STROKE



2 STROKE

SPECIFICATION	
POWER TYPE	2 STROKE
DISPLACEMENT	43CC
FUEL TANK CAP.	1Ltr.
RATED OUTPUT POWER	1.2KW
IDLING SPEED	6500-7000RPM
PIPE DIAMETER	28MM
PIPE LENGTH	150CM

QTY./CTN.	
	02

XPG-BC2B BRUSH CUTTER (BACKPACK) 2 STROKE



2 STROKE

SPECIFICATION	
POWER TYPE	2 STROKE
DISPLACEMENT	43CC
FUEL TANK CAP.	1Ltr.
RATED OUTPUT POWER	1.2KW
IDLING SPEED	6500-7000RPM
PIPE DIAMETER	28MM
PIPE LENGTH	150CM

QTY./CTN.	
	02

XPG-PS26 LONG POLE SAW 2 STROKE



2 STROKE

SPECIFICATION	
POWER TYPE	2 STROKE
DISPLACEMENT	32.6CC
FUEL TANK CAP.	800ML.
RATED OUTPUT POWER	0.9KW
IDLING SPEED	6500-7000RPM
PIPE DIAMETER	28MM

QTY./CTN.	
	02

XPG-BC4S BRUSH CUTTER 4 STROKE



4 STROKE

SPECIFICATION	
POWER TYPE	4 STROKE
DISPLACEMENT	31CC
FUEL TANK CAP.	900ML
RATED OUTPUT POWER	0.7KW
IDLING SPEED	2500-3000RPM
PIPE DIAMETER	28MM
PIPE LENGTH	150CM

QTY./CTN.	
	02


XPG-8204 PLANER 82MM



650W

SPECIFICATION	
FREQUENCY	50/60HZ
VOLTAGE	220/240V
INPUT POWER	650W
NO LOAD SPEED	16000RPM
CUTTING WIDTH	82MM X 1MM

QTY./CTN.	
	04



XP 1101 ANGLE GRINDER 100MM



1100W

SPECIFICATION	
FREQUENCY	50/60HZ
VOLTAGE	220/240V
INPUT POWER	1100W
NO LOAD SPEED	11000RPM
DISC DIAMETER	100MM
SPINDLE THREAD	M10

QTY./CTN.
08

XP 1102 ANGLE GRINDER 100MM



950W

SPECIFICATION	
FREQUENCY	50/60HZ
VOLTAGE	220/240V
INPUT POWER	950W
NO LOAD SPEED	11000RPM
DISC DIAMETER	100MM
SPINDLE THREAD	M10

QTY./CTN.
08

XP 1103 ANGLE GRINDER 100MM



900W

SPECIFICATION	
FREQUENCY	50/60HZ
VOLTAGE	220/240V
INPUT POWER	900W
NO LOAD SPEED	11000RPM
DISC DIAMETER	100MM

QTY./CTN.
08

XP 1107 ANGLE GRINDER 125MM



1250W

SPECIFICATION	
FREQUENCY	50/60HZ
VOLTAGE	220/240V
INPUT POWER	1250W
NO LOAD SPEED	9500RPM
DISC DIAMETER	125MM

QTY./CTN.
04

XP 1109 ANGLE GRINDER 180MM



2600W

SPECIFICATION	
FREQUENCY	50/60HZ
VOLTAGE	220/240V
INPUT POWER	2600W
NO LOAD SPEED	8000RPM
DISC DIAMETER	180MM

QTY./CTN.
04

XP 1111 MARBLE CUTTER 110MM



1820W

SPECIFICATION	
FREQUENCY	50/60HZ
VOLTAGE	220/240V
INPUT POWER	1820W
NO LOAD SPEED	13000RPM
MAX. CUTTING DEPTH	34MM
DIA OF WHEEL	110MM

QTY./CTN.
04

XP 1112 MARBLE CUTTER 110MM



1450W

SPECIFICATION	
FREQUENCY	50/60HZ
VOLTAGE	220/240V
INPUT POWER	1450W
NO LOAD SPEED	12000RPM
MAX. CUTTING DEPTH	34MM
DIA OF WHEEL	110MM

QTY./CTN.
04

XP 1113 MARBLE CUTTER 110MM



1150W

SPECIFICATION	
FREQUENCY	50/60HZ
VOLTAGE	220/240V
INPUT POWER	1150W
NO LOAD SPEED	12500RPM
MAX. CUTTING DEPTH	34MM
DIA OF WHEEL	110MM

QTY./CTN.
04

XP 1114 MARBLE CUTTER 125MM



1850W

SPECIFICATION	
FREQUENCY	50/60HZ
VOLTAGE	220/240V
INPUT POWER	1850W
NO LOAD SPEED	11500RPM
MAX. CUTTING DEPTH	41MM
DIA OF WHEEL	125MM

QTY./CTN.
04

XP 1115 MARBLE CUTTER 125MM



1450W

SPECIFICATION	
FREQUENCY	50/60HZ
VOLTAGE	220/240V
INPUT POWER	1450W
NO LOAD SPEED	11000RPM
MAX. CUTTING DEPTH	41MM
DIA OF WHEEL	125MM

QTY./CTN.
04

XP 1124 SLOT CUTTER 135MM



7 BLADES

SPECIFICATION	
FREQUENCY	50/60HZ
VOLTAGE	220/240V
INPUT POWER	3200W
NO LOAD SPEED	6000RPM
MAX. CUTTING DEPTH	40MM
MAX. CUTTING WIDTH	35MM
DIA OF WHEEL	135MM

QTY./CTN.
02

XP 1121 SLOT CUTTER 156MM



2200W

SPECIFICATION	
FREQUENCY	50/60HZ
VOLTAGE	220/240V
INPUT POWER	2200W
NO LOAD SPEED	7000RPM
MAX. CUTTING DEPTH	48.5MM
DIA OF WHEEL	156MM

QTY./CTN.
02

XP 1126 DRILL MACHINE 10MM



520W

SPECIFICATION	
FREQUENCY	50/60HZ
VOLTAGE	220/240V
INPUT POWER	520W
NO LOAD SPEED	0-3800RPM
CHUCK SIZE	10MM

QTY./CTN.	
	10

XP 1127 IMPACT DRILL 13MM



800W

SPECIFICATION	
FREQUENCY	50/60HZ
VOLTAGE	220/240V
INPUT POWER	800W
NO LOAD SPEED	0-2800RPM
CHUCK SIZE	13MM

QTY./CTN.	
	10

XP 1134 ROTARY HAMMER 26MM



1200W

SPECIFICATION	
FREQUENCY	50/60HZ
VOLTAGE	220/240V
INPUT POWER	1200W
NO LOAD SPEED	1080RPM
TOOL HOLDER	SDS PLUS
IMPACT RATE	4000BPM

QTY./CTN.	
	04

XP 1135 ROTARY HAMMER 26MM



1200W

SPECIFICATION	
FREQUENCY	50/60HZ
VOLTAGE	220/240V
INPUT POWER	1200W
NO LOAD SPEED	850RPM
TOOL HOLDER	SDS PLUS
IMPACT RATE	4400BPM

QTY./CTN.	
	04

XP 1136 DEMOLITION HAMMER



5KG

SPECIFICATION	
FREQUENCY	50/60HZ
VOLTAGE	220/240V
INPUT POWER	1200W
IMPACT RATE	3000BPM
TOOL HOLDER	HEX 17MM
IMPACT ENERGY	9J

QTY./CTN.	
	02

XP 1132 DEMOLITION HAMMER



7KG HEX

SPECIFICATION	
FREQUENCY	50/60HZ
VOLTAGE	220/240V
INPUT POWER	1300W
IMPACT RATE	3900BPM
TOOL HOLDER	SDS HEX 17MM
IMPACT ENERGY	30J

QTY./CTN.	
	02

XP 1133 DEMOLITION HAMMER



7KG MAX

SPECIFICATION	
FREQUENCY	50/60HZ
VOLTAGE	220/240V
INPUT POWER	1500W
IMPACT RATE	4100BPM
TOOL HOLDER	SDS MAX 18MM
IMPACT ENERGY	35J

QTY./CTN.	
	02

XP 1139 DEMOLITION HAMMER



11KG

SPECIFICATION	
FREQUENCY	50/60HZ
VOLTAGE	220/240V
INPUT POWER	1500W
IMPACT RATE	900-1890BPM
TOOL HOLDER	SDS MAX
IMPACT ENERGY	16.8J

QTY./CTN.	
	01

XP 1138 DEMOLITION HAMMER



16KG

SPECIFICATION	
FREQUENCY	50/60HZ
VOLTAGE	220/240V
INPUT POWER	1600W
TOOL HOLDER	SDS HEX 30MM
IMPACT RATE	1500BPM
IMPACT ENERGY	41J

QTY./CTN.	
	01

XP 1144 CIRCULAR SAW 185MM



1400W

SPECIFICATION	
FREQUENCY	50/60HZ
VOLTAGE	220/240V
INPUT POWER	1400W
NO LOAD SPEED	5500RPM
DIA OF WHEEL	185MM

QTY./CTN.	
	04

XP 1151 POLISHER 180MM



1350W

SPECIFICATION	
FREQUENCY	50/60HZ
VOLTAGE	220/240V
INPUT POWER	1350W
NO LOAD SPEED	600-3000RPM
DIA OF WHEEL	180MM

QTY./CTN.	
	04

XP 1141 JIG SAW 65MM



550W

SPECIFICATION	
FREQUENCY	50/60HZ
VOLTAGE	220/240V
INPUT POWER	550W
NO LOAD SPEED	500-3100RPM
CAPACITY DEPTH	65MM

QTY./CTN.	
	05

IC-002 ANGLE GRINDER 100MM



SPECIFICATION		QTY./CTN.
FREQUENCY	50/60HZ	08
VOLTAGE	220/240V	
INPUT POWER	750W	
NO LOAD SPEED	11000RPM	
DISC DIAMETER	100MM	

IC-022 ANGLE GRINDER 100MM



SPECIFICATION		QTY./CTN.
FREQUENCY	50/60HZ	08
VOLTAGE	220/240V	
INPUT POWER	850W	
NO LOAD SPEED	11000RPM	
DISC DIAMETER	100MM	

IC-023 ANGLE GRINDER 100MM



SPECIFICATION		QTY./CTN.
FREQUENCY	50/60HZ	08
VOLTAGE	220/240V	
INPUT POWER	850W	
NO LOAD SPEED	11000RPM	
DISC DIAMETER	100MM	

IC-073 ANGLE GRINDER 100MM



SPECIFICATION		QTY./CTN.
FREQUENCY	50/60HZ	08
VOLTAGE	220/240V	
INPUT POWER	850W	
NO LOAD SPEED	11000RPM	
DISC DIAMETER	100MM	
SPINDLE THREAD	M10	

IC-074 ANGLE GRINDER 100MM



SPECIFICATION		QTY./CTN.
FREQUENCY	50/60HZ	08
VOLTAGE	220/240V	
INPUT POWER	850W	
NO LOAD SPEED	11000RPM	
DISC DIAMETER	100MM	
SPINDLE THREAD	M10	

IC-075 ANGLE GRINDER 100MM



SPECIFICATION		QTY./CTN.
FREQUENCY	50/60HZ	08
VOLTAGE	220/240V	
INPUT POWER	1010W	
NO LOAD SPEED	11000RPM	
DISC DIAMETER	100MM	
SPINDLE THREAD	M10	

IC-026A ANGLE GRINDER 125MM



SPECIFICATION		QTY./CTN.
FREQUENCY	50/60HZ	04
VOLTAGE	220/240V	
INPUT POWER	1200W	
NO LOAD SPEED	8500RPM	
DISC DIAMETER	125MM	

IC-001 MARBLE CUTTER 110MM



SPECIFICATION		QTY./CTN.
FREQUENCY	50/60HZ	06
VOLTAGE	220/240V	
INPUT POWER	1250W	
NO LOAD SPEED	11000RPM	
BLADE SIZE	110MM	

IC-009 MARBLE CUTTER 110MM



SPECIFICATION		QTY./CTN.
FREQUENCY	50/60HZ	06
VOLTAGE	220/240V	
INPUT POWER	1050W	
NO LOAD SPEED	11000RPM	
BLADE SIZE	110MM	

IC-009A MARBLE CUTTER 110MM



SPECIFICATION		QTY./CTN.
FREQUENCY	50/60HZ	06
VOLTAGE	220/240V	
INPUT POWER	1050W	
NO LOAD SPEED	11000RPM	
BLADE SIZE	110MM	

IC-051 MARBLE CUTTER 125MM



SPECIFICATION		QTY./CTN.
FREQUENCY	50/60HZ	06
VOLTAGE	220/240V	
INPUT POWER	1400W	
NO LOAD SPEED	11000RPM	
BLADE SIZE	125MM	

IC-053 MARBLE CUTTER 125MM



SPECIFICATION		QTY./CTN.
FREQUENCY	50/60HZ	06
VOLTAGE	220/240V	
INPUT POWER	1450W	
NO LOAD SPEED	13000RPM	
BLADE SIZE	125MM	

IC-025 DRILL MACHINE 6.5MM



SPECIFICATION	
FREQUENCY	50/60HZ
VOLTAGE	220/240V
INPUT POWER	280W
NO LOAD SPEED	4500RPM
CHUCK SIZE	6.5MM

QTY./CTN.
10

IC-016 DRILL MACHINE 10MM



SPECIFICATION	
FREQUENCY	50/60HZ
VOLTAGE	220/240V
INPUT POWER	600W
NO LOAD SPEED	0-1250RPM
CHUCK SIZE	1.5-10MM

QTY./CTN.
05

IC-024 DRILL MACHINE 10MM



SPECIFICATION	
FREQUENCY	50/60HZ
VOLTAGE	220/240V
INPUT POWER	400W
NO LOAD SPEED	2800RPM
CHUCK SIZE	10MM

QTY./CTN.
10

IC-066 DRILL MACHINE 10MM



SPECIFICATION	
FREQUENCY	50/60HZ
VOLTAGE	220/240V
INPUT POWER	300W
NO LOAD SPEED	2600RPM
CHUCK CAPACITY	1.5-10MM

QTY./CTN.
10

IC-067 DRILL MACHINE 10MM



SPECIFICATION	
FREQUENCY	50/60HZ
VOLTAGE	220/240V
INPUT POWER	400W
NO LOAD SPEED	2600RPM
CHUCK CAPACITY	1.5-10MM

QTY./CTN.
10

IC-017 IMPACT DRILL 13MM



SPECIFICATION	
FREQUENCY	50/60HZ
VOLTAGE	220/240V
INPUT POWER	600W
NO LOAD SPEED	0-1800RPM
CHUCK SIZE	1.5-13MM

QTY./CTN.
05

IC-083 IMPACT DRILL 13MM



SPECIFICATION	
FREQUENCY	50/60HZ
VOLTAGE	220/240V
INPUT POWER	550W
NO LOAD SPEED	0-2800RPM
CHUCK SIZE	1.5-13MM

QTY./CTN.
10

IC-012 SCREW DRIVER DRILL 10MM



SPECIFICATION	
FREQUENCY	50/60HZ
VOLTAGE	220/240V
INPUT POWER	280W
NO LOAD SPEED	0-750RPM
CHUCK SIZE	0.8-10MM

QTY./CTN.
10

IC-091 CORDLESS DRILL 10MM



SPECIFICATION	
VOLTAGE	12
BATTERY CAPACITY	1.5Ah
NO LOAD SPEED	0-350/0-1450 RPM
MAX. DRILL DIA	10MM
MAX TORQUE	28NM

QTY./CTN.
10

IC-072 ROTARY HAMMER 20MM



SPECIFICATION	
FREQUENCY	50/60HZ
VOLTAGE	220/240V
INPUT POWER	650W
NO LOAD SPEED	850 RPM
MAX. DRILL SIZE	20MM

QTY./CTN.
05

IC-034 ROTARY HAMMER 26MM



SPECIFICATION	
FREQUENCY	50/60HZ
VOLTAGE	220/240V
INPUT POWER	800W
NO LOAD SPEED	1100RPM
CHUCK SIZE	26MM

QTY./CTN.
05

IC-071 ROTARY HAMMER 26MM



SPECIFICATION	
FREQUENCY	50/60HZ
VOLTAGE	220/240V
INPUT POWER	800W
NO LOAD SPEED	1100RPM
MAX. DRILL SIZE	26MM

QTY./CTN.
05



IC-054 DEMOLITION HAMMER



5KG

SPECIFICATION		QTY./CTN.
FREQUENCY	50/60HZ	02
VOLTAGE	220/240V	
INPUT POWER	1100W	
IMPACT RATE	3600BPM	
TOOL HOLDER	SDS HEX 17MM	

IC-055 DEMOLITION HAMMER



7KG

SPECIFICATION		QTY./CTN.
FREQUENCY	50/60HZ	02
VOLTAGE	220/240V	
INPUT POWER	1300W	
NO LOAD SPEED	2900RPM	
TOOL HOLDER	SDS HEX 17MM	

IC-011D DEMOLITION HAMMER



11KG

SPECIFICATION		QTY./CTN.
FREQUENCY	50/60HZ	01
VOLTAGE	220/240V	
INPUT POWER	1500W	
IMPACT RATE	1300BPM	
IMPACT ENERGY	6-25J	
TOOL HOLDER	SDS MAX	

IC-011E DEMOLITION HAMMER



11KG

SPECIFICATION		QTY./CTN.
FREQUENCY	50/60HZ	01
VOLTAGE	220/240V	
INPUT POWER	1500W	
IMPACT RATE	1300BPM	
IMPACT ENERGY	6-25J	
TOOL HOLDER	SDS MAX	

IC-065A DEMOLITION HAMMER



16KG

SPECIFICATION		QTY./CTN.
FREQUENCY	50/60HZ	01
VOLTAGE	220/240V	
INPUT POWER	1400W	
IMPACT RATE	1200BPM	
TOOL HOLDER	SDS HEX 30MM	

IC-037 BLOWER



FIXED SPEED

SPECIFICATION		QTY./CTN.
FREQUENCY	50/60HZ	08
VOLTAGE	220/240V	
INPUT POWER	600W	
NO LOAD SPEED	16000RPM	
AIR VOLUME	2.8M ³ /MIN	

IC-084 ELECTRIC BLOWER (V/SPEED)



V/SPEED

SPECIFICATION		QTY./CTN.
FREQUENCY	50/60HZ	08
VOLTAGE	220/240V	
INPUT POWER	550W	
NO LOAD SPEED	13000RPM	
AIR VOLUME	2.5M ³ /MIN	

IC-004 PLANER 82MM



SPECIFICATION		QTY./CTN.
FREQUENCY	50/60HZ	04
VOLTAGE	220/240V	
INPUT POWER	600W	
NO LOAD SPEED	16000RPM	
PLANER BLADE SIZE	82 X 1MM	

IC-050 PLANER 90MM



SPECIFICATION		QTY./CTN.
FREQUENCY	50/60HZ	02
VOLTAGE	220/240V	
INPUT POWER	850W	
NO LOAD SPEED	13000RPM	
PLANER BLADE SIZE	90 X 2MM	

IC-038 MIXER



WITH SPIRAL ROD

SPECIFICATION		QTY./CTN.
FREQUENCY	50/60HZ	06
VOLTAGE	220/240V	
INPUT POWER	1050W	
NO LOAD SPEED	780RPM	
STIRRER DIA	120MM	

IC-079 CONCRETE VIBRATOR 35MM



WITH 1.5MTR ROD

SPECIFICATION		QTY./CTN.
FREQUENCY	50/60HZ	10
VOLTAGE	220/240V	
INPUT POWER	850W	
NO LOAD SPEED	4500RPM	
THREAD SIZE	35MM	
COMPATIBLE ROD SIZE 1.0M,1.5M,3.0M		

IC-030 ORBITAL SANDER



SPECIFICATION		QTY./CTN.
FREQUENCY	50/60HZ	10
VOLTAGE	220/240V	
INPUT POWER	350W	
NO LOAD SPEED	10000RPM	
SAND PAPER SIZE	93 X 185MM	

IC-007 ROUTER



SPECIFICATION	
FREQUENCY	50/60HZ
VOLTAGE	220/240V
INPUT POWER	1800W
NO LOAD SPEED	23000RPM
COLLET SIZE	8-12 MM

QTY./CTN.
04

IC-035 ROUTER 8-12MM



SPECIFICATION	
FREQUENCY	50/60HZ
VOLTAGE	220/240V
INPUT POWER	1500W
NO LOAD SPEED	23000RPM
COLLECT CAPACITY	8-12MM

QTY./CTN.
02

IC-027 JIG SAW 70MM



SPECIFICATION	
FREQUENCY	50/60HZ
VOLTAGE	220/240V
INPUT POWER	710W
NO LOAD SPEED	3000RPM
CUTTING DEPTH	70MM

QTY./CTN.
10

IC-013A ELECTRIC CHAINSAW 405MM



SPECIFICATION	
FREQUENCY	50/60HZ
VOLTAGE	220/240V
INPUT POWER	1300W
NO LOAD SPEED	400RPM
SKID LENGTH	405MM(16")

QTY./CTN.
03

IC-014A ELECTRIC CHAINSAW 405MM



SPECIFICATION	
FREQUENCY	50/60HZ
VOLTAGE	220/240V
INPUT POWER	1450W
NO LOAD SPEED	400RPM
SKID LENGTH	405MM(16")

QTY./CTN.
02

IC-045A GASOLINE CHAINSAW 450MM



SPECIFICATION	
DISPLACEMENT	45CC
FUEL TANK CAPACITY	0.55L
OIL TANK CAPACITY	0.26L
RATED OUTPUT POWER	1.7KW
SKID LENGTH	450MM(18")

QTY./CTN.
02

IC-058A GASOLINE CHAINSAW 450MM



SPECIFICATION	
DISPLACEMENT	58CC
NO LOAD SPEED	2400W
INPUT POWER	3000RPM
FUEL TANK CAPACITY	0.55L
OIL TANK CAPACITY	0.26L
SKID LENGTH	450MM(18")

QTY./CTN.
02

IC-059A GASOLINE CHAINSAW 550MM



SPECIFICATION	
DISPLACEMENT	58CC
NO LOAD SPEED	3000RPM
INPUT POWER	2400W
FUEL TANK CAPACITY	0.55L
OIL TANK CAPACITY	0.26L
SKID LENGTH	550MM(22")

QTY./CTN.
02

IC-063A GASOLINE CHAINSAW 550MM



SPECIFICATION	
DISPLACEMENT	62CC
NO LOAD SPEED	3000RPM
INPUT POWER	2700W
FUEL TANK CAPACITY	0.55L
OIL TANK CAPACITY	0.26L
SKID LENGTH	550MM(22")

QTY./CTN.
02

IC-046A BRUSH CUTTER



SPECIFICATION	
POWER TYPE	2 STROKE
DISPLACEMENT	52CC
FUEL TANK CAP.	1.2Ltr.
RATED OUTPUT POWER	1.45KW
IDLING SPEED	6500RPM
DISC DIAMETER	255MM

QTY./CTN.
02

IC-069 CUT OFF MACHINE 355MM



SPECIFICATION	
FREQUENCY	50/60HZ
VOLTAGE	220/240V
INPUT POWER	2200W
NO LOAD SPEED	3800RPM
MAX DISC DIAMETER	355MM

QTY./CTN.
06

IC-094 MITER SAW 255MM



SPECIFICATION	
FREQUENCY	50/60HZ
VOLTAGE	220/240V
INPUT POWER	1800W
NO LOAD SPEED	6000RPM
WHEEL SIZE	255MM

QTY./CTN.
01



IC-095 MITER SAW 255MM



SPECIFICATION	
FREQUENCY	50/60HZ
VOLTAGE	220/240V
INPUT POWER	1350W
NO LOAD SPEED	6000RPM
MAX WHEEL SIZE	255MM

QTY./CTN.
01

IC-096 MITER SAW 255MM



SPECIFICATION	
FREQUENCY	50/60HZ
VOLTAGE	220/240V
INPUT POWER	1200 W
NO LOAD SPEED	5800 RPM
DISC DIAMETER	255 MM

QTY./CTN.
01

IC-093 POLISHER 180MM



SPECIFICATION	
FREQUENCY	50/60HZ
VOLTAGE	220/240V
INPUT POWER	1200W
NO LOAD SPEED	2800RPM
DIA OF WHEEL	180MM

QTY./CTN.
04

IC-068 TOOL KIT 13MM



SPECIFICATION	
FREQUENCY	50/60HZ
VOLTAGE	220/240V
INPUT POWER	650W
NO LOAD SPEED	2800RPM
CHUCK CAPACITY	1.5-13MM

QTY./CTN.
05

IC-082 HOT AIR GUN



SPECIFICATION	
FREQUENCY	50/60HZ
VOLTAGE	220/240V
INPUT POWER	2000W
TEMPERATURE RANGE	300-6000C
RANGE	13CM

QTY./CTN.
10



XP-PW-571 PRESSURE WASHER



130 BAR

SPECIFICATION	
RATED FREQUENCY	50/60HZ
RATED VOLTAGE	220/240V
RATED POWER	1800W
MAX. FLOW	8L/MIN
MOTOR	INDUCTION
MAX. PRESSURE	130 BAR

QTY./CTN.
02

XP-PW-572 PRESSURE WASHER



150 BAR

SPECIFICATION	
RATED FREQUENCY	50/60HZ
RATED VOLTAGE	220/240V
RATED POWER	2000W
MAX. FLOW	10L/MIN
MOTOR	INDUCTION
MAX. PRESSURE	150 BAR

QTY./CTN.
02

XP-PW-573 PRESSURE WASHER



130 BAR

SPECIFICATION	
RATED FREQUENCY	50/60HZ
RATED VOLTAGE	220/240V
RATED POWER	1800W
MAX. FLOW	8L/MIN
MOTOR	INDUCTION
MAX. PRESSURE	130 BAR

QTY./CTN.
02

XP-PW-574 PRESSURE WASHER



150 BAR

SPECIFICATION	
RATED FREQUENCY	50/60HZ
RATED VOLTAGE	220/240V
RATED POWER	2000W
MAX. FLOW	10L/MIN
MOTOR	INDUCTION
MAX. PRESSURE	150 BAR

QTY./CTN.
02

XP-PW-575 PRESSURE WASHER



120 BAR

SPECIFICATION	
RATED FREQUENCY	50/60HZ
RATED VOLTAGE	220/240V
RATED POWER	2300W
MAX. FLOW	390 L/H
MOTOR	INDUCTION
MAX. PRESSURE	120BAR

QTY./CTN.
02

XP-PW-579 CORDLESS PRESSURE WASHER



24V

SPECIFICATION	
VOLTAGE	24V
MAX. FLOW	4L/MIN
MAX. PRESSURE	28 BAR

QTY./CTN.
04

XP-PW-580 CORDLESS PRESSURE WASHER



21V

SPECIFICATION	
BATTERY PACK	21V
BATTERY	1.5AH
PLUNGER PUMP	STAINLESS STEEL 12 PLUNGER
MAX. PRESSURE	130PSI
WATER SETTINGS	0°-40°

QTY./CTN.
08

XP-PW-577 PRESSURE WASHER



130 BAR

SPECIFICATION	
RATED FREQUENCY	50/60HZ
RATED VOLTAGE	220/240V
RATED POWER	1800W
MAX. FLOW	8L/MIN
MOTOR	INDUCTION
MAX. PRESSURE	130 BAR

QTY./CTN.
08



XP-VC-12 VACUUM CLEANER 12L



SPECIFICATION		QTY./CTN.
FREQUENCY	50/60HZ	01
VOLTAGE	200/240V	
INPUT POWER	1200W	
CAPACITY	12Ltr.	
SUCTION PRESSURE	1.7MTR.CUBE PER MIN.	

XP-VC-15 VACUUM CLEANER 15L



SPECIFICATION		QTY./CTN.
FREQUENCY	50/60HZ	01
VOLTAGE	200/240V	
INPUT POWER	1200W	
CAPACITY	15Ltr.	
SUCTION PRESSURE	1.7MTR.CUBE PER MIN.	

XP-VC-20 VACUUM CLEANER 20L



SPECIFICATION		QTY./CTN.
FREQUENCY	50/60HZ	01
VOLTAGE	220/240V	
INPUT POWER	1200W	
CAPACITY	20Ltr.	
SUCTION PRESSURE	1.7MTR.CUBE PER MIN.	

XP-VC-25 VACUUM CLEANER 25L



SPECIFICATION		QTY./CTN.
FREQUENCY	50/60HZ	08
VOLTAGE	220/240V	
INPUT POWER	1200W	
CAPACITY	25Ltr.	
SUCTION PRESSURE	1.7MTR.CUBE PER MIN.	

XP-VC-35 VACUUM CLEANER 35L



SPECIFICATION		QTY./CTN.
FREQUENCY	50/60HZ	01
VOLTAGE	220/240V	
INPUT POWER	1200W	
CAPACITY	35Ltr.	
SUCTION PRESSURE	1.7MTR.CUBE PER MIN.	

XP-VC-50 VACUUM CLEANER 50L



SPECIFICATION		QTY./CTN.
FREQUENCY	50/60HZ	01
VOLTAGE	220/240V	
INPUT POWER	1400W	
CAPACITY	50Ltr.	
SUCTION PRESSURE	1.7MTR.CUBE PER MIN.	

XP-VC-25A VACUUM CLEANER WITH AUTO CLEANING 25L



SPECIFICATION		QTY./CTN.
FREQUENCY	220/50HZ	01
VOLTAGE	220/240V	
INPUT POWER	1200W	
CAPACITY	25Ltr.	
SUCTION PRESSURE	1.8M ³ /MIN.	

XP-VC-25B VACUUM CLEANER WITH DETACHABLE BLOWER 25L



SPECIFICATION		QTY./CTN.
FREQUENCY	50/60HZ	01
VOLTAGE	220/240V	
INPUT POWER	1200W	
CAPACITY	25Ltr.	
SUCTION PRESSURE	1.8M ³ /MIN.	

XP-AM-811 PORTABLE AIR MOVER



SPECIFICATION		QTY./CTN.
FREQUENCY	50/60HZ	01
VOLTAGE	220/240V	
INPUT POWER	150W	
AIR FLOW	500CFM	

XP-FC-12 FLOOR POLISHER 305MM



SPECIFICATION		QTY./CTN.
FREQUENCY	50/60	01
VOLTAGE	220/240V	
INPUT POWER	380W	
NO LOAD SPEED	1800RPM	
GRINDING PAD DIAMETER	12INCH(305MM)	



XPG-25V HEAVY DUTY VACUUM CLEANER 25L



SPECIFICATION	
FREQUENCY	50/60HZ
VOLTAGE	220/240V
INPUT POWER	1600W
CAPACITY	25Ltr.
SUCTION PRESSURE	17KPA
NOISE	<82db

QTY./CTN.
01

XPG-35V HEAVY DUTY VACUUM CLEANER 35L



SPECIFICATION	
FREQUENCY	50/60HZ
VOLTAGE	220/240V
INPUT POWER	1600W
CAPACITY	35Ltr.
SUCTION PRESSURE	18KPA
NOISE	<82db

QTY./CTN.
01

XPG-60V HEAVY DUTY VACUUM CLEANER 60L



SPECIFICATION	
FREQUENCY	50/60HZ
VOLTAGE	220/240V
INPUT POWER	2000W
CAPACITY	60Ltr.
SUCTION PRESSURE	17KPA
NOISE	<82db

QTY./CTN.
01

XPG-70V HEAVY DUTY VACUUM CLEANER 70L



SPECIFICATION	
FREQUENCY	50/60HZ
VOLTAGE	220/240V
INPUT POWER	5400W
CAPACITY	70Ltr.
SUCTION PRESSURE	23.1KPA
NOISE	<82db

QTY./CTN.
01

XPG-100V HEAVY DUTY VACUUM CLEANER 100L



SPECIFICATION	
FREQUENCY	50/60HZ
VOLTAGE	220/240V
INPUT POWER	5400W
CAPACITY	100Ltr.
SUCTION PRESSURE	23.1KPA
NOISE	<82db

QTY./CTN.
01



XP-WM-200A ARC WELDING MACHINE 200A



SPECIFICATION		QTY./CTN.
RATED FREQUENCY	50/60HZ	02
VOLTAGE	AC220V± 15%	
INPUT CURRENT	28A	
NO-LOAD VOLTAGE	68V	
OUTPUT CURRENT	20-200A	
NO-LOAD LOSS	40W	
DUTY CYCLE	60%	
POWER FACTOR	0.73	
ELECTRODE DIAMETER	1.6-4.0MM	

XP-WM-200B ARC WELDING MACHINE 200B



SPECIFICATION		QTY./CTN.
RATED FREQUENCY	50/60HZ	02
VOLTAGE	AC220V± 15%	
INPUT CURRENT	28A	
NO-LOAD VOLTAGE	68V	
OUTPUT CURRENT	20-200A	
NO-LOAD LOSS	40W	
DUTY CYCLE	60%	
POWER FACTOR	0.73	
ELECTRODE DIAMETER	1.6-4.0MM	

XP-WM-250A ARC WELDING MACHINE 250A



SPECIFICATION		QTY./CTN.
RATED FREQUENCY	50/60HZ	02
VOLTAGE	AC220V± 15%	
INPUT CURRENT	30A	
NO-LOAD VOLTAGE	68V	
OUTPUT CURRENT	20-250A	
NO-LOAD LOSS	40W	
DUTY CYCLE	60%	
POWER FACTOR	0.73	
ELECTRODE DIAMETER	1.6-4.0MM	

XP-WM-300A ARC WELDING MACHINE 300A



SPECIFICATION		QTY./CTN.
RATED FREQUENCY	50/60HZ	02
VOLTAGE	AC220V± 15%	
INPUT CURRENT	32A	
NO-LOAD VOLTAGE	68V	
OUTPUT CURRENT	20-300A	
NO-LOAD LOSS	40W	
DUTY CYCLE	60%	
POWER FACTOR	0.73	
ELECTRODE DIAMETER	1.6-5.0MM	

XP-WM-400A ARC WELDING MACHINE 400A



SPECIFICATION		QTY./CTN.
RATED FREQUENCY	50/60HZ	02
VOLTAGE	AC220V± 15%	
INPUT CURRENT	36A	
NO-LOAD VOLTAGE	68V	
OUTPUT CURRENT	20-400A	
NO-LOAD LOSS	40W	
DUTY CYCLE	60%	
POWER FACTOR	0.73	
ELECTRODE DIAMETER	1.6-5.0MM	

XP-TIG-250A TIG WELDING MACHINE 250A



SPECIFICATION		QTY./CTN.
INPUT VOLTAGE	220V± 15%	01
NO-LOAD VOLTAGE	65± 5V	
OUTPUT CURRENT	20-250A	
OUTPUT VOLTAGE	20V	
INPUT POWER CAPACITY	9.1KW	
OUTPUT CURRENT	13.5A	
POWER FACTOR	0.8	
DUTY-CYCLE	60%	
INSULATION CLASS	F	

XP-MIG-270A MIG WELDING MACHINE 270A



SPECIFICATION		QTY./CTN.
RATED FREQUENCY	50/60HZ	01
VOLTAGE	AC220V± 15%	
MIX ABSORBED POWER	MIG 6.5, MMA 7.3KVA	
OUTPUT CURRENT	20-270A	
RATED OUTPUT VOLTAGE	MIG 28.5, MMA 30.8V	
MIG WIRE MMA ROD DIAM	0.6-1.0/1.6-5.0MM	
DUTY CYCLE	60%	
INSULATION CLASS	H	
PROTECTION CLASS	1 P21	

XP-MIG-300A MIG WELDING MACHINE 300A



SPECIFICATION		QTY./CTN.
RATED FREQUENCY	50/60HZ	01
VOLTAGE	AC380V± 15%	
MIX ABSORBED POWER	MIG 7.0, MMA 7.9KVA	
OUTPUT CURRENT	20-300A	
RATED OUTPUT VOLTAGE	MIG 30, MMA 32V	
MIG WIRE MMA ROD DIAM	0.6-1.0/1.6-5.0MM	
DUTY CYCLE	60%	
INSULATION CLASS	H	
PROTECTION CLASS	1 P21	
PHASE	THREE PHASE	

XP-AC-111
DIRECT DRIVE 30L



SPECIFICATION	QTY./CTN.
RATED FREQUENCY 50/60HZ	01
VOLTAGE 220/240V	
TANK SIZE 30L	
MOTOR 2HP 100% copper wire	
CYLINDER 42MM	
SPEED 2850RPM	
AIR EXHAUST 147L/MIN	
PRESSURE 8 BAR	

XP-AC-112
DIRECT DRIVE 50L



SPECIFICATION	QTY./CTN.
RATED FREQUENCY 50/60HZ	01
VOLTAGE 220/240V	
TANK SIZE 50L	
MOTOR 2HP 100% copper wire	
CYLINDER 47MM	
SPEED 2850RPM	
AIR EXHAUST 147L/MIN	
PRESSURE 8 BAR	

XP-AC-123
OIL FREE 30L



SPECIFICATION	QTY./CTN.
RATED FREQUENCY 50/60HZ	01
VOLTAGE 220/240V	
TANK SIZE 30L	
MOTOR 1080W	
CYLINDER 2x57.8MM	
SPEED 2800RPM	
AIR EXHAUST 165L/MIN	
PRESSURE 8 BAR	

XP-AC-124
OIL FREE 50L



SPECIFICATION	QTY./CTN.
RATED FREQUENCY 50/60HZ	01
VOLTAGE 220/240V	
TANK SIZE 50L	
MOTOR 1680W	
CYLINDER 2x63.7MM	
SPEED 2800RPM	
AIR EXHAUST 105L/MIN	
PRESSURE 8 BAR	



XPC-AG-01 BRUSHLESS ANGLE GRINDER 100MM



21V

SPECIFICATION

VOLTAGE	21 V
BATTERY	3.0 Ah
DISC DIAMETER	100MM
NO LOAD SPEED	7500/6000/3000 RPM

QTY./CTN.

06

XPC-AG-02 BRUSHLESS ANGLE GRINDER 100MM



21V

SPECIFICATION

VOLTAGE	21 V
BATTERY	3.0 Ah
DISC DIAMETER	100MM
NO LOAD SPEED	8500/6500/3500 RPM

QTY./CTN.

06

XPC-DM-01 CORDLESS DRILL MACHINE 10MM



12V

SPECIFICATION

VOLTAGE	12V
BATTERY	1.5Ah
MAX TORQUE	20NM
NO LOAD SPEED	0-350/0-1350 RPM
MAX. DRILL DIA	0.8-10MM

QTY./CTN.

05

XPC-DM-02 CORDLESS DRILL MACHINE 10MM



21V

SPECIFICATION

VOLTAGE	21V
BATTERY	1.5Ah
MAX TORQUE	25NM
NO LOAD SPEED	0-400/0-1400 RPM
MAX. DRILL DIA	0.8-10MM

QTY./CTN.

05

XPC-DM-11 BRUSHLESS DRILL MACHINE 10MM



12V

SPECIFICATION

VOLTAGE	12V
BATTERY	1.5Ah
MAX TORQUE	30-35NM
NO LOAD SPEED	0-400/0-1500 RPM
MAX. DRILL DIA	0.8-10MM

QTY./CTN.

10

XPC-DM-12 BRUSHLESS DRILL MACHINE 10MM



18V

SPECIFICATION

VOLTAGE	18V
BATTERY	1.5Ah
MAX TORQUE	45NM
NO LOAD SPEED	0-400/0-1500 RPM
MAX. DRILL DIA	0.8-10MM

QTY./CTN.

10

XPC-DM-13 BRUSHLESS DRILL MACHINE 10MM



21V

SPECIFICATION

VOLTAGE	21 V
BATTERY	1.5 Ah
MAX TORQUE	50-60NM
NO LOAD SPEED	0-400/0-1400 RPM
MAX. DRILL DIA	0.8-10MM

QTY./CTN.

10

XPC-ID-01 BRUSHLESS IMPACT DRILL 13MM



21V

SPECIFICATION

VOLTAGE	21 V
BATTERY	1.5 Ah
MAX TORQUE	50-60NM
NO LOAD SPEED	0-400/0-1400 RPM
MAX. DRILL DIA	1-13MM

QTY./CTN.

10

XPC-ID-02 BRUSHLESS IMPACT DRILL 13MM



21V

SPECIFICATION

VOLTAGE	21 V
BATTERY	4.0 Ah
MAX TORQUE	100NM
NO LOAD SPEED	0-500/0-800 RPM
MAX. DRILL DIA	1-13MM

QTY./CTN.

05

XPC-IW-01 BRUSHLESS IMPACT WRENCH 350NM



21V

SPECIFICATION

VOLTAGE	21 V
BATTERY	3.0 Ah
MAX TORQUE	350NM
NO LOAD SPEED	2100/1700 RPM

QTY./CTN.

06

XPC-IW-02 BRUSHLESS IMPACT WRENCH 550NM



21V

SPECIFICATION

VOLTAGE	21 V
BATTERY	3.0 Ah
MAX TORQUE	550NM
NO LOAD SPEED	2100/1900/1300 RPM

QTY./CTN.

06

XPC-IW-03 BRUSHLESS IMPACT WRENCH 900NM



21V

SPECIFICATION

VOLTAGE	21 V
BATTERY	4.0 Ah
MAX TORQUE	800-900NM
NO LOAD SPEED	2350/1600/1200RPM

QTY./CTN.

06

XPC-IS-01 BRUSHLESS IMPACT SCREWDRIVER



21V

SPECIFICATION

VOLTAGE	21 V
BATTERY	3.0 Ah
MAX TORQUE	250NM
NO LOAD SPEED	3000/2400/1800 RPM

QTY./CTN.

06

XPC-IS-02 BRUSHLESS IMPACT SCREWDRIVER



18V

SPECIFICATION

VOLTAGE	18 V
BATTERY	1.5 Ah
MAX TORQUE	140-160NM
NO LOAD SPEED	3200/2400/1200 RPM

QTY./CTN.

06

XPC-RH-01 BRUSHLESS ROTARY HAMMER 20MM



21V

SPECIFICATION

VOLTAGE	21 V
BATTERY	3.0 Ah
NO LOAD SPEED	1500 RPM
IMPACT RATE	0-4500 BPM
IMPACT ENERGY	1.7 J
MAX. DRILL SIZE	20MM
MODE	3

QTY./CTN.

04

XPC-RH-02 BRUSHLESS ROTARY HAMMER 26MM



21V

SPECIFICATION

VOLTAGE	21 V
BATTERY	4.0 Ah
NO LOAD SPEED	0-1500 RPM
IMPACT RATE	0-4500 BPM
IMPACT ENERGY	1.7 J
MAX. DRILL SIZE	24-26MM
MODE	3

QTY./CTN.

04

XPC-RH-03 BRUSHLESS ROTARY HAMMER 32MM



21V

SPECIFICATION

VOLTAGE	21 V
BATTERY	4.0 Ah
NO LOAD SPEED	1200 RPM
IMPACT RATE	0-5200 BPM
IMPACT ENERGY	4.0 J
MAX. DRILL SIZE	28-30MM
MODE	4

QTY./CTN.

03

XPC-CS-01 BRUSHLESS CIRCULAR SAW



21V

SPECIFICATION

VOLTAGE	21 V
BATTERY	3.0 Ah
DISC DEPTH	0-42MM
DISC DIAMETER	125MM
NO LOAD SPEED	6000 RPM

QTY./CTN.

06

XPC-AB-01 BRUSHLESS CORDLESS AIR BLOWER



21V

SPECIFICATION

VOLTAGE	21 V
BATTERY	1.5Ah
MAXIMUM AIR VOLUME	2.8M ³ /Sec
NO LOAD SPEED	0-16000 RPM

QTY./CTN.

06

XPC-TL-01 CORDLESS TILE TILING MACHINE



21V

SPECIFICATION

VOLTAGE	21 V
BATTERY	1.5Ah
SUCKER DIAMETER	120MM
ADSORPTION CAPACITY	30KG
NO LOAD SPEED	5000-12000 RPM

QTY./CTN.

06

XPC-SG-01 CORDLESS PAINT SPRAY GUN



21V

SPECIFICATION

VOLTAGE	21 V
BATTERY	1.5 Ah
NO LOAD SPEED	38000 RPM
CUP VOLUME	800ML
MAX FLOW RATE	800ML/MIN

QTY./CTN.

06

XPC-CV-01 BRUSHLESS CONCRETE VIBRATOR



21V

SPECIFICATION

VOLTAGE	21 V
BATTERY	4.0 Ah
NO LOAD SPEED	0-3200RPM
MAX. VIBRATION HEAD	0-10MM

QTY./CTN.

05

XPC-RW-01 BRUSHLESS RACHET WRENCH 80NM



18V

SPECIFICATION

VOLTAGE	18 V
BATTERY	1.5 Ah
MAX TORQUE	60-80NM
NO LOAD SPEED	230-260 RPM

QTY./CTN.

10

XPC-SD-01 BRUSHLESS SCREW DRIVER



3.6V

SPECIFICATION

VOLTAGE	3.6 V
MAX TORQUE(WITH POWER)	3NM
MAX TORQUE(WITH HAND)	5NM
NO LOAD SPEED	250RPM
BITS	4MM-6.3MM

QTY./CTN.

20

XPC-DL-01 DIGITAL DISTANCE METER



SPECIFICATION	
BATTERY	2X1.2V
MIN DISPLAY UNIT	1MM
AUTO CUT OFF	180S
MEASURING RANGE	0.1-40M
WORKING TEMP.	0-40
STORAGE TEMP.	-10 TO +60

QTY./CTN.
50

XPC-DL-02 DIGITAL DISTANCE METER



SPECIFICATION	
BATTERY	2X1.2V
MIN DISPLAY UNIT	1MM
AUTO CUT OFF	180S
MEASURING RANGE	0-1-80M
WORKING TEMP.	0-40
STORAGE TEMP.	-10 TO +60

QTY./CTN.
50

XPC-PL-01 BRUSHLESS POLISHER 180MM



21V

SPECIFICATION	
VOLTAGE	21 V
BATTERY	4.0 Ah
NO LOAD SPEED	600-2500 RPM
WHEEL DIAMETER	180MM
SPEED ADJUSTMENT	6 STEPS

QTY./CTN.
05

XPC-BS-01 BRUSHLESS CHAIN SAW 254MM



21V

SPECIFICATION	
VOLTAGE	21 V
BATTERY	3.0 Ah
NO LOAD SPEED	0-6500 RPM
CHAIN SPEED	9.6M/S
BAR LENGTH	10"

QTY./CTN.
04

XPC-BS-02 BRUSHLESS CHAIN SAW 405MM



21V

SPECIFICATION	
VOLTAGE	21 V
BATTERY	3.0 Ah
NO LOAD SPEED	0-4500 RPM
CHAIN SPEED	8.6M/S
BAR LENGTH	16"

QTY./CTN.
02

XPC-PM-01 BRUSHLESS PLANER



21V

SPECIFICATION	
VOLTAGE	21 V
BATTERY	3.0 Ah
NO LOAD SPEED	12000RPM
PLANNING DEPTH	0-2MM
PLANNING WIDTH	82MM

QTY./CTN.
03

XPC-BC-01 BRUSHLESS GRASS TRIMMER



21V

SPECIFICATION	
VOLTAGE	21 V
BATTERY	3.0Ah
MAX. CUTTING WIDTH	230MM
NO LOAD SPEED	0-5000 RPM
POLE LENGTH	1000-1300MM

QTY./CTN.
01

XPC-GP-01 BRUSHLESS PRUNER



21V

SPECIFICATION	
MOTOR SPEED	2300RPM
MAX. CUT DIA	30MM
POWER	20V DC BRUSHLESS
LI-ION BATTERY	3000MAH
SHEAR FORCE	200N.

QTY./CTN.
10



ARMATURES

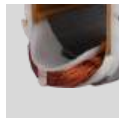


FEATURES:

- Uniquely resistant.
- Designed with quality materials.
- Rigid enough to hold plastic materials.

MODEL	QTY. / CTN.	MODEL	QTY. / CTN.
CM4SA	30	750-100	50
CM4SB	30	11E	20
PDA100D	50	GWS20-180	20
PDA100M	50	DW801	30
PH65A	20	DW871	20
PH65H/PH65C	20	DW28700	20
G15SA2	30	DW28710 /CC14STD	20
G18SE2	20	MT410	30
CC14SF	20	9553	50
CM5	30	0810T	30
C7	30	4107	20
DU10	50	3612BR	20
F20	50	5016	20
GWS6-100	50	N1900B	50
2-20SE	50	TCH355HB	20
2-26RE	30	CONCRETE VIBRATOR 35-1	50
GCO-2000	20	MIXER FF160	50
GCO-200	20	2310B	50
13RE	50	2510D	50

STATORS





FEATURES:

- Uniquely resistant.
- Designed with quality materials.
- Rigid enough to hold plastic materials.

MODEL	QTY. / CTN.	MODEL	QTY. / CTN.
CM4SA	30	2-26RE	60
CM4SB	30	GCO-200	20
PDA100M	60	11E	20
PH65A	20	DW801	30
PH65C	20	DW28720	20
G15SA2	30	MT410	30
CM5	30	0810T	30
C7	30	N1900B	60
DU10	60	TCH355HB	12
GWS6-100	60	2310B	60
2-20SE	60	2510D	60

CARBON BRUSHES XP & H-BRAND



FEATURES:

- Provides short circuit security
- Good commutation characteristics
- Ensures good thermal conductivity

MODEL	MODEL	QTY. / CTN.
# 33 (CM4SA, CM4SB, G15SA2)	DRILL 10MM (XPT-425)	1000
# 21 (PD100)	MT410	1000
# 41 (DU10)	9553	1000
# 44 (G18SE2, PH65A, CC14SF)	0810T	1000
GWS6-100	4107	1000
2-20SE	N1900B	1000
2-26RE	3612BR	1000
GWS20-180	5016	1000
11E	TCH355HB	1000
GCO-200	2310B	1000
DW801	2410D	1000
DW871	2510D	1000
DW28700	XPT446 MIXER	1000
(XPT-444)	XPT491 CORE DRILL	1000
CONCRET VIBRATOR (XPT-447)	11E AUTO STOP	1000

GEAR & PINION



MODEL	QTY. CTN.	MODEL	QTY. CTN.
CM4SA	300	GCO-2000	100
CM4SB	300	GCO-200	100
PDA100D	240	11E	100
PDA100M	240	20-180	100
PH65A (BIG)	100	DW801	240
PH65A (SMALL)	100	DW28700	100
G10SS	240	DW28710	100
G15SA2	100	DW28720	100
G18SE2	100	MT410	200/300
CC14SF	100	9553	100
GWS6-100	240	0810T	100
2-20SE (2PCS SET)	240	TCH355HB	100
2-26RE (2PCS SET)	240	-----	--

FEATURES:

- Durable and reliable.
- Good quality product.
- Rugged construction.



SWITCHES



MODEL	QTY. CTN.
CM4SA	200
G15SA2	100
PH65A	100
GWS6-100	200
2-20SE	100
2-26RE	100
11E	100
11E GOVERNOR	100
DW801 (SMALL)	200
DW801 (BIG)	200
MT410	100
0810T	100
TCH355HB	100

FEATURES:

- Long-lasting service life.
- Supreme quality raw materials used.
- Excellent in interrupting the current flow on time.



CONCRETE VIBRATOR RODS



FEATURES:

- Efficient performance
- Availability in different sizes
- Materials for self-compacting concrete




SIZE (35MM)	QTY. CTN.	SIZE (50MM)	QTY. CTN.
1 METER ROD	10	4 METER ROD	2
1.5 METER ROD	10	6 METER ROD	2
2 METER ROD	5	8 METER ROD	1
3 METER ROD	4	10 METER ROD	1

BEARINGS V3




SIZE	QTY. CTN.	SIZE	QTY. CTN.
606	600	6001	600
607	600	6002	600
608	600	6200	600
609	600	6201	600
626	600	6202	600
627	600	6203	400
628	600	6204	300
629	600	6205	300
6000	600	62001	600




BEARINGS V2



SIZE	QTY. CTN.	SIZE	QTY. CTN.
606	200	6001	200
607	200	6002	100
608	200	6200	100
609	200	6201	100
626	200	6202	100
627	200	6203	100
628	200	62001	100
629	200	6201/2	100
6000	200	-----	----



AB WASHERS



SIZE	QTY. CTN.	SIZE	QTY. CTN.
CM4SA / CM4SB	400	CM5/MT410	400
GWS6-100 / PDA100D	320	CM6	200
Dw801	400	-----	----

PLANER BELTS




MODEL	COLOR	QTY. CTN.
1900 B	WHITE	600
F20 A	BLACK &	600
F20 A RUBBER	GOLD	400

PLANER BLADE



MODEL	QTY. CTN.
TCT FOR BOSCH	200

PLANER BLADES



MODEL	QTY. CTN.	MODEL	QTY. CTN.
F20A TCT	200	F20A HSS	200
1900B TCT	200	1900B HSS	200
2IN1 TCT	200	90MM TCT	100

CYLINDER KIT SET 58CC



QTY./CTN.
50

IGNITION COIL



QTY./CTN.
100

FLY WHEEL



QTY./CTN.
100

CARBURETOR 2 BRASS PINS



QTY./CTN.
100

CARBURETOR 3 BRASS PINS



QTY./CTN.
100

SPARK PLUG



QTY./CTN.
200

CLUTCH



QTY./CTN.
200

PISTON



QTY./CTN.
200

FULL GASKET SET



QTY./CTN.
200

AIR FILTER



QTY./CTN.
200

CYLINDER KIT SET 45CC



QTY./CTN.
50

CYLINDER KIT SET 58CC



QTY./CTN.
50

CYLINDER KIT SET 65CC



QTY./CTN.
50

IGNITION COIL



QTY./CTN.
100

FLY WHEEL



QTY./CTN.
100

SPARK PLUG



QTY./CTN.
200

SPROCKET



QTY./CTN.
500

OIL PUMP



QTY./CTN.
200

CLUTCH



QTY./CTN.
200

CLUTCH DRUM




QTY./CTN.
200

PISTON



QTY./CTN.
200

CRANK SHAFT



QTY./CTN.
40

EASY STARTER SPRING BIG & SMALL



QTY./CTN.
200

FULL GASKET SET METAL



QTY./CTN.
200

AIR FILTER (SQUARE)



QTY./CTN.
200

FUEL FILTER



QTY./CTN.
500

CARBURETOR KIT



QTY./CTN.
200



CHAIN SAW FILE WITHOUT HANDLE



SIZE	QTY. CTN.
4.00MM 3PCS SET	600
4.80MM 3PCS SET	600

CHAIN SAW FILE WITH HANDLE



SIZE	QTY. CTN.
4.00MM	600
4.80MM	600

TRIMMER LINE SQUARE



QTY./CTN.
40

TRIMMER LINE ROUND



QTY./CTN.
40

2T BLADE



QTY./CTN.
100

3T BLADE



QTY./CTN.
100

BRUSH CUTTER BLADE



SIZE	QTY. CTN.
10"X 40T, 60T, 80T	25

QTY./CTN.
100



CUT OFF WHEEL NX



FEATURES:

- Delivers great cutting performance.
- Build with standard quality i.e. 100% safe to use.
- It's a revolutionary advanced technology with longer life.

SIZE	DIAMETER (IN MM)	THICKNESS (IN MM)	ARBOR HOLE (IN MM)	QTY. CTN.
4"	107	1.50	16.00	800
5"	125	1.50	22.23	400
7"	180	1.50	22.23	200
12"	300	2.00	25.40	40
14"	355	2.80	25.40	40

CUT OFF WHEEL GX




FEATURES:

- Smooth and fast cutting.
- High safety standards.
- Specially designed for all kind of general steel, stainless steel, hardness steel and cast iron.

SIZE	DIAMETER (IN MM)	THICKNESS (IN MM)	ARBOR HOLE (IN MM)	QTY. CTN.
4"	107	1.20	16.00	800
5"	125	1.50	22.23	400
7"	180	1.80	22.23	200
7"	180	3.00	22.23	100
9"	230	3.00	22.23	100
10"	255	2.00	25.40	50
12"	300	2.00	25.40	40
14"	355	2.50	25.40	40

CUT OFF WHEEL LX




FEATURES:

- Delivers great cutting performance.
- Build with standard quality i.e. 100% safe to use.
- It's a revolutionary advanced technology with longer life.

SIZE	DIAMETER (IN MM)	THICKNESS (IN MM)	ARBOR HOLE (IN MM)	QTY. CTN.
4"	107	1.20	16.00	800
5"	125	1.50	22.23	400
7"	180	2.00	22.23	200
12"	300	2.00	25.40	40
14"	355	3.00	25.40	40

CUT OFF WHEEL B1




FEATURES:

- Engineered for accurate and clean cuts with minimal material loss.
- Made with robust materials to ensure longevity and efficient cutting.
- Designed to operate effectively at high speeds without losing integrity.

SIZE	DIAMETER (IN MM)	THICKNESS (IN MM)	ARBOR HOLE (IN MM)	QTY. CTN.
4"	107	1.20	16.00	800
5"	125	1.20	22.00	400
14"	355	3.00	25.40	40

CUT OFF WHEEL G1




FEATURES:

- Delivers great cutting performance.
- Build with standard quality i.e. 100% safe to use.
- It's a revolutionary advanced technology with longer life.

SIZE	DIAMETER (IN MM)	THICKNESS (IN MM)	ARBOR HOLE (IN MM)	QTY. CTN.
4"	107	1.20	16.00	800
5"	125	1.20	22.00	400
14"	355	3.00	25.40	40

CUT OFF WHEEL R1



FEATURES:

- Engineered for accurate and clean cuts with minimal material loss.
- Made with robust materials to ensure longevity and efficient cutting.
- Designed to operate effectively at high speeds without losing integrity.

SIZE	DIAMETER (IN MM)	THICKNESS (IN MM)	ARBOR HOLE (IN MM)	QTY. CTN.
4"	107	1.20	16.00	800
5"	125	1.20	22.00	400
14"	355	3.00	25.40	40

CUT OFF WHEEL X1



SIZE	DIAMETER (IN MM)	THICKNESS (IN MM)	ARBOR HOLE (IN MM)	QTY. CTN.
4"	107	1.4	16.00	800
14"	355	2.0	25.40	40

CUT OFF WHEEL X2




SIZE	DIAMETER (IN MM)	THICKNESS (IN MM)	ARBOR HOLE (IN MM)	QTY. CTN.
4"	107	1.50	16.00	800
5"	125	1.30	22.23	400
7"	180	1.60	22.23	200
14"	355	3.00	25.40	40

CUT OFF WHEEL X3




SIZE	DIAMETER (IN MM)	THICKNESS (IN MM)	ARBOR HOLE (IN MM)	QTY. CTN.
4"	107	1.20	16.00	720
5"	125	1.50	22.23	720

CUT OFF WHEEL OX




SIZE	DIAMETER (IN MM)	THICKNESS (IN MM)	ARBOR HOLE (IN MM)	QTY. CTN.
4"	107	1.3	16.00	800

CUT OFF WHEEL RX2



SIZE	DIAMETER (IN MM)	THICKNESS (IN MM)	ARBOR HOLE (IN MM)	QTY. CTN.
4"	107	1.3	16.00	800

CUT OFF WHEEL RX



SIZE	DIAMETER (IN MM)	THICKNESS (IN MM)	ARBOR HOLE (IN MM)	QTY. CTN.
4"	107	1.50	16.00	800
5"	125	1.50	22.23	400
14"	355	2.80	25.40	40

CUT OFF WHEEL YX



SIZE	DIAMETER (IN MM)	THICKNESS (IN MM)	ARBOR HOLE (IN MM)	QTY. CTN.
4"	107	1.50	16.00	800
14"	355	2.5/3.0	25.40	40

CUT OFF WHEEL EY




SIZE	DIAMETER (IN MM)	THICKNESS (IN MM)	ARBOR HOLE (IN MM)	QTY. CTN.
4"	107	1.50	16.00	800
14"	355	2.80	25.40	40

CUT OFF WHEEL FC (0.8MM)



SIZE	DIAMETER (IN MM)	THICKNESS (IN MM)	ARBOR HOLE (IN MM)	QTY. CTN.
4"	107	0.80	16.00	800

CUT OFF WHEEL BX




SIZE	DIAMETER (IN MM)	THICKNESS (IN MM)	ARBOR HOLE (IN MM)	QTY. CTN.
14"	355	2.80	25.40	40

CUT OFF WHEEL MX




SIZE	DIAMETER (IN MM)	THICKNESS (IN MM)	ARBOR HOLE (IN MM)	QTY. CTN.
14"	355	2.80	25.40	40

CUT OFF WHEEL MX2



SIZE	DIAMETER (IN MM)	THICKNESS (IN MM)	ARBOR HOLE (IN MM)	QTY. CTN.
14"	355	2.80	25.40	40

GC WHEEL PREMIUM



FEATURES:

- High safety standards.
- Designed to give a smooth and quick grinding.
- It can be used to grind away weld seams, door edges, and corners after fabrication in metal workers

GRIT	DIAMETER (IN MM)	THICKNESS (IN MM)	ARBOR HOLE (IN MM)	QTY. CTN.
#46	103	3.00	16.00	320
#60	103	3.00	16.00	320
#80	103	3.00	16.00	320
#120	103	3.00	16.00	320
#180	103	3.00	16.00	320
#220	103	3.00	16.00	320

GC WHEEL GX



FEATURES:

- Best for well-defined results.
- Powerful grind with long wheel life.
- Modeled with best quality material.

GRIT	DIAMETER (IN MM)	THICKNESS (IN MM)	ARBOR HOLE (IN MM)	QTY. CTN.
#46	103	3.00	16.00	240
#60	103	3.00	16.00	240
#80	103	3.00	16.00	240
#120	103	3.00	16.00	240

GC WHEEL LX




FEATURES:

- It is best for well-defined outcomes.
- Designed to give a smooth and quick grinding
- This model is created by using the highest quality materials.

GRIT	DIAMETER (IN MM)	THICKNESS (IN MM)	ARBOR HOLE (IN MM)	QTY. CTN.
#46	103	2.80	16.00	320
#60	103	2.80	16.00	320
#80	103	2.80	16.00	320
#120	103	2.80	16.00	320

DC WHEEL GX




FEATURES:

- Ranges from coarse to fine, affecting the finish and speed of grinding.
- Indicates the hardness of the abrasive particles; harder grades last longer.
- Refers to the spacing between the abrasive grains, influencing the grinding performance.

SIZE	DIAMETER (IN MM)	THICKNESS (IN MM)	ARBOR HOLE (IN MM)	QTY. CTN.
4"X4MM	100	4.00	16.00	300
4"X6MM	100	6.00	16.00	200
5"X6MM	125	6.00	22.23	100
7"X6MM	180	6.00	22.23	50

DC WHEEL NX




FEATURES:

- Capable of achieving high levels of accuracy and surface finish.
- Each wheel is rated for a maximum speed, ensuring safe operation.
- Suitable for a wide range of materials, including metals, stone, and ceramics.

SIZE	DIAMETER (IN MM)	THICKNESS (IN MM)	ARBOR HOLE (IN MM)	QTY. CTN.
4"X4MM	100	4.00	16.00	300
4"X6MM	100	6.00	16.00	200
5"X6MM	125	6.00	22.23	100
7"X6MM	180	6.00	22.23	50

DC WHEEL EY




FEATURES:

- Quality wheels are durable and have a long service life.
- Designed to remove material quickly while minimizing waste.
- Continual advancements in abrasive and bonding technologies for better performance.

SIZE	DIAMETER (IN MM)	THICKNESS (IN MM)	ARBOR HOLE (IN MM)	QTY. CTN.
4"X6MM	100	6.00	16.00	200
5"X6MM	125	6.00	22.23	100
7"X6MM	180	6.00	22.23	50

FLAP DISC




FEATURES:

- Blunting sharp corner and edges and surface grinding.
- Recommended for deburring, removing welding seams and spots, removing scale, rust of any kind.
- Works perfect on stainless steel, aluminium, non ferrous metal ,structural steel, cast iron, titanium etc.

SIZE	GRIT	DIAMETER (IN MM)	QTY. CTN.
4"	#46	100	200
4"	#60	100	200
4"	#80	100	200
4"	#100	100	200
4"	#120	100	200
4"	#220	100	200
4"	#320	100	200
5"	#60	125	200
5"	#80	125	200
5"	#120	125	200
7"	#60	180	100
7"	#80	180	100
7"	#120	180	100

FLAP DISC GOLD




FEATURES:

- Pointed and Sharp Corners.
- Excellent productivity and longevity.
- Exclusively suitable for Alloyed, unalloyed steel, structural steel, high-speed steel.

SIZE	GRIT	DIAMETER (IN MM)	QTY. CTN.
4"	#60	100	200
4"	#80	100	200
4"	#120	100	200
5"	#60	125	200
5"	#80	125	200
5"	#120	125	200

FLAP DISC FLEXIBLE



FEATURES:

- High efficiency of rust, modification and polishing.
- Blunting sharp corner and edges and surface grinding.
- Works perfect on stainless steel, alloyed and unalloyed steel, aluminium, non ferrous metal and alloys, steel, plastic, wood etc.


SIZE	GRIT	DIAMETER (IN MM)	QTY. CTN.
4"	#60	100	200
4"	#80	100	200
4"	#120	100	200
4"	#220	100	200
4"	#320	100	200
4"	#400	100	200
4"	#600	100	200

FLAP DISC ZIRCONIA




SIZE	GRIT	DIAMETER (IN MM)	QTY. CTN.
4"	#60	100	200
4"	#80	100	200
4"	#120	100	200

FLAP DISC VERTICAL




SIZE	GRIT	DIAMETER (IN MM)	QTY. CTN.
4"	#120	100	200
4"	#220	100	200
4"	#320	100	200

FLAP DISC GX



SIZE	GRIT	DIAMETER (IN MM)	QTY. CTN.
4"	#60	100	200
4"	#80	100	200
4"	#120	100	200

FLAP DISC T29



SIZE	GRIT	DIAMETER (IN MM)	QTY. CTN.
4"	#60	100	200
4"	#80	100	200
4"	#120	100	200




FLAP WHEEL



SIZE	GRIT	DIAMETER (IN MM)	THICKNESS (IN MM)	QTY. CTN.
6"X1"	#80	160	25	50
6"X1"	#120	160	25	50
6"X1"	#220	160	25	50
6"X1.5"	#80	160	40	30
6"X1.5"	#120	160	40	30
6"X1.5"	#220	160	40	30

FEATURES:

- Easy operation and longer service life.
- Premium materials and international design.
- High-quality aluminium oxide-coated abrasive clothes.



MOUNTED FLAP WHEEL



FEATURES:

- Consistent finish.
- Wears away slowly, exposing new grain.
- Best choice for light grinding, blending, deburring and finishing applications on variety of metals.



SIZE (LXBXT)	GRIT	THICKNESS (IN MM)	QTY. CTN.	SIZE (LXBXT)	GRIT	THICKNESS (IN MM)	QTY. CTN.	SIZE (LXBXT)	GRIT	THICKNESS (IN MM)	QTY. CTN.
(25X25X6MM)	#60	6.00	400	(40X25X6MM)	#60	6.00	200	(40X40X6MM)	#60	6.00	200
(25X25X6MM)	#80	6.00	400	(40X25X6MM)	#80	6.00	200	(40X40X6MM)	#80	6.00	200
(25X25X6MM)	#120	6.00	400	(40X25X6MM)	#120	6.00	200	(40X40X6MM)	#120	6.00	200
(50X25X6MM)	#60	6.00	200	(50X40X6MM)	#60	6.00	200	(50X50X6MM)	#60	6.00	200
(50X25X6MM)	#80	6.00	200	(50X40X6MM)	#80	6.00	200	(50X50X6MM)	#80	6.00	200
(50X25X6MM)	#120	6.00	200	(50X40X6MM)	#120	6.00	200	(50X50X6MM)	#120	6.00	200

FIBER DISC 4" (0.6MM)



FEATURES:

- Provides a smooth, uniform finish.
- Minimal heat build-up during operation.
- Efficient at dust collection to maintain a clean working environment.

GRIT	DIAMETER (IN MM)	THICKNESS (IN MM)	QTY. CTN.
#24	100	0.60	1000
#36	100	0.60	1000
#60	100	0.60	1000
#80	100	0.60	1000
#100	100	0.60	1000
#120	100	0.60	1000

FIBER DISC 5" (0.6MM)



FEATURES:

- Engineered using premium quality.
- The dynamic speed with high endurance.
- Fast removal from weld and metal fabrication.

GRIT	DIAMETER (IN MM)	THICKNESS (IN MM)	QTY. CTN.
#24	125	0.60	1000
#36	125	0.60	1000
#50	125	0.60	1000
#60	125	0.60	1000
#80	125	0.60	1000
#100	125	0.60	1000
#120	125	0.60	1000

FIBER DISC BLUE LINE 5" (0.8MM)



FEATURES:

- Designed for blending edges, joints and corners, welding grinding and deburring.
- It is used for grinding work from course to fine grinding.
- Helps with de rusting, de painting, deburring, polishing etc.

GRIT	DIAMETER (IN MM)	THICKNESS (IN MM)	QTY. CTN.
#24	125	0.60	800
#36	125	0.60	800
#50	125	0.60	800
#60	125	0.60	800
#80	125	0.60	800
#100	125	0.60	800
#120	125	0.60	800

WA WHEEL PREMIUM




SIZE	GRIT	DIAMETER (IN MM)	THICKNESS (IN MM)	QTY. CTN.
4"	#36	103	2.70	320
4"	#46	103	2.70	320
4"	#60	103	2.70	320
4"	#80	103	2.70	320
5"	#60	125	2.50	200



WA WHEEL SX



SIZE	GRIT	DIAMETER (IN MM)	THICKNESS (IN MM)	QTY. CTN.
4"	#36	103	2.70	400
4"	#46	103	2.70	400
4"	#60	103	2.70	400
4"	#80	103	2.70	400



SAND PAPER WITH VELCRO



FEATURES:

- High grade waterproof paper.
- Contour design which makes it comfortable to use.
- Powerful in grinding force, with high efficiency, strong adhesion strength and improved grinding efficiency.



SIZE	GRIT	DIAMETER (IN MM)	QTY. CTN.	SIZE	GRIT	DIAMETER (IN MM)	QTY. CTN.
5"	#46	125	1200	6"	#46	150	1000
5"	#60	125	1200	6"	#60	150	1000
5"	#80	125	1200	6"	#80	150	1000
5"	#100	125	1200	6"	#100	150	1000
5"	#120	125	1200	6"	#120	150	1000
SIZE	GRIT	DIAMETER (IN MM)	QTY. CTN.	SIZE	GRIT	DIAMETER (IN MM)	QTY. CTN.
7"	#60	180	500	9"	#60	225	500
7"	#80	180	500	9"	#80	225	500
7"	#120	180	500	9"	#120	225	500
7"	#180	180	500	9"	#180	225	500
7"	#220	180	500	9"	#220	225	500
7"	#320	180	500	9"	#320	225	500

WHITE SAND PAPER WITH VELCRO



SIZE	GRIT	DIAMETER (IN MM)	QTY. CTN.
5"	#60	125	1000
5"	#80	125	1000
5"	#100	125	1000
5"	#120	125	1000
5"	#180	125	1000
5"	#220	125	1000
5"	#320	125	1000



PSA PAPER




SIZE	GRIT	DIAMETER (IN MM)	QTY. CTN.
5"	#80	125	1000
5"	#120	125	1000
5"	#220	125	1000



NON WOVEN HAND DISC WITH VELCRO NX




SIZE	DIAMETER (IN MM)	QTY. CTN.
5"	121	400



NON WOVEN HAND DISC WITH VELCRO LX



SIZE	DIAMETER (IN MM)	QTY. CTN.
5"	121	500




NON WOVEN HAND PAD NX




SIZE (IN MM)	QTY. CTN.
120X200	100
150X230	100




NON WOVEN HAND PAD LX



SIZE (IN MM)	QTY. CTN.
120X200	150
150X230	150



NON-WOVEN PAD PVA TYPE FOR MARBLE & GRANITE




FEATURES:

- High Performance.
- Less dust during process.
- Excellent polishing less dust during processing.

GRIT	DIAMETER (IN MM)	THICKNESS (IN MM)	QTY. CTN.
#120	100	14.00	400
#220	100	14.00	400
#320	100	14.00	400
#400	100	14.00	400
#600	100	14.00	400
#800	100	14.00	400
#1000	100	14.00	400

NON-WOVEN PAD WITH VELCRO FOR MIRROR POLISH




FEATURES:

- Specially designed for all kind of stones.
- Fine grinding of implants.
- High safety standards.

GRIT	DIAMETER (IN MM)	THICKNESS (IN MM)	QTY. CTN.
#500	100	14.00	400
#1000	100	14.00	400
#2000	100	14.00	400
#3000	100	14.00	400
#6000	100	14.00	400
#10000	100	14.00	400
#15001	100	14.00	400
#15002	100	14.00	400

NON-WOVEN PAD FOR STEEL & METAL



PRODUCT	DIAMETER (IN MM)	THICKNESS (IN MM)	QTY. CTN.
U3	100	14.00	400
U5	100	14.00	400

NON-WOVEN PAD FOR STEEL & METAL U8



PRODUCT	DIAMETER (IN MM)	THICKNESS (IN MM)	QTY. CTN.
U8 BROWN	100	14.00	200
U8 GREEN	100	14.00	200
U8 RED	100	14.00	200

NON-WOVEN WHEEL



FEATURES:

- Grinding of implants.
- Rounding of edges.
- Removal of processing traces on surgical instruments.



PRODUCT SIZE	U1(5P)	U3(7P)	U5(9P)	U8(12P)	QTY. CTN.
4" X 1"	✓	✓			160
4" X 2"	✓	✓	✓	✓	80
6" X 1/2"		✓	✓	✓	120
6" X 1"	✓	✓	✓	✓	60
6" X 2"	✓	✓	✓	✓	30
8" X 1"	✓	✓	✓	✓	40
8" X 2"	✓	✓	✓	✓	20
10" X 2"	✓	✓	✓	✓	20
12" X 2"	✓	✓	✓	✓	10



DIA CERAMIC POLISHING PAD




FEATURES:

- Longer service life.
- Cool grinding and no decoloration of stainless steel while grinding.
- High stock removal and the disc grinds faster and offer high productivity.

GRIT	DIAMETER (IN MM)	QTY. CTN.
#60	100	300
#100	100	300
#200	100	300
#400	100	300
#600	100	300
#800	100	300
#1000	100	300
#1200	100	300
#1500	100	300
#2000	100	300
#3000	100	300

DIAMOND PAD




FEATURES:

- Premium quality material.
- High polishing speed and better polishing result.
- High-quality resin and mature sintered technology.

GRIT	DIAMETER (IN MM)	QTY. CTN.
#0	100	400
#1	100	400
#2	100	400
#3	100	400
#4	100	400
#5	100	400
#6	100	400

DIAMOND PAD PRO



FEATURES:

- Extremely durable.
- Assured superior polish.
- High diamond concentration.

GRIT	DIAMETER (IN MM)	QTY. CTN.
#0	100	300
#1	100	300
#2	100	300
#3	100	300
#4	100	300
#5	100	300
#6	100	300

BACKING PAD WITH VELCRO





SIZE	GRIT	DIAMETER (IN MM)	QTY. CTN.
6"XM14	150	M14	100
5"XM14	125	M14	100
5"XM10	125	M10	100
5"XM10 SOLID TYPE	125	M10	100

WOOL PAD




SIZE	DIAMETER (IN MM)	QTY. CTN.
6"	150	100
9"	230	50

FELT BUFF PAD



SIZE	DIAMETER (IN MM)	THICKNESS (IN MM)	QTY. CTN.
4"	100	14.00	400
4"	100	16.00	400

RED SISAL BUFF PAD





SIZE	DIAMETER (IN MM)	THICKNESS (IN MM)	QTY. CTN.
4"	100	9.00	200

CHAIN SAW GRINDING WHEEL



DIAMETER (IN MM)	BORE (IN MM)	THICKNESS (IN MM)	QTY. CTN.
100	10.00	3.00	160

DIAMOND STONE



SIZE	GRIT	QTY. CTN.
152X50MM	#320	200

XTRA POWER CORE DRILL BITS (LENGTH 470MM) (1 1/4 UNC)



FEATURES:

- Adjustable Capacity.
- Design that is easy to use.
- High-quality segment makes working very efficient.

SIZE IN MM	QTY. CTN.	SIZE	QTY. CTN.
25	30	102	9
32	30	112	8
36	30	127	5
38	30	152	4
40	30	180	3
44	30	200	2
51	25	230	1
63	20	254	1
76	16	300	1
83	12	350	1
89	12	----	--

XTRA POWER CORE DRILL BITS (LENGTH 450MM) (M22)



FEATURES:

- Design that is simple to use.
- Working with our high-quality segment is a comfort.
- Concrete with heavy strengthening, and brick wall paving.

SIZE IN MM	QTY. CTN.	SIZE	QTY. CTN.
25	30	102	9
32	30	112	8
36	30	127	5
38	30	152	4
40	30	180	3
44	30	200	2
51	25	230	1
63	20	254	1
76	16	300	1
83	12	350	1
89	12	----	--

CORE DRILL SEGMENT



FEATURES:

- Ensures faster drilling and increased longevity.
- Promotes smooth and rapid drilling through hard materials.
- Utilizes top-grade diamonds for superior performance.

SIZE	QTY. CTN.
51MM (53x22x3.8)	1500
63MM (63x24x4)	1500
76MM (74x24x4)	1500
102MM (102x24x4)	1500
127MM (120x24x4.2)	1500
152MM - 350MM (159x24x4.5)	1500

XTRA POWER GLASS CORE DRILL




FEATURES:

- High-speed rotation.
- Outstanding performance and service life.
- Compatible with most standard electric drills.

SIZE IN MM	QTY. CTN.	SIZE	QTY. CTN.
4	300	28	100
5	300	30	100
6	300	32	100
8	200	35	100
10	200	38	100
12	200	40	50
14	200	42	50
16	200	45	50
17	200	50	50
18	200	57	60
19	200	63	60
20	200	75	60
22	200	100	60
25	100	---	--

XTRA POWER GRANITE CORE BITS




FEATURES:

- High efficiency.
- Long life and wide range.
- Drill granite, marble and stone.

SIZE IN MM	QTY. CTN.	SIZE	QTY. CTN.
6.5	120	26	120
8.5	120	32	40
10	120	33	40
12	120	35	40
14	120	36	40
16	120	37	40
19	120	38	40
20	120	40	40
22	120	42	40
25	120	50	40

CORE BIT ADAPTOR



FEATURES:

- Ensures a secure connection with core bits and drilling equipment.
- Designed to fit a range of core bits and drill types.
- Capable of withstanding heavy-duty drilling applications.

QTY. CTN.
100

CONCRETE HOLE SAW



HOLE SIZE (IN MM)	TEETH	QTY. CTN.
35	4T	50
40	4T	50
50	6T	50
50 (With Rod)	6T	10
65	8T	40
75	9T	25
100	12T	20
125	14T	10

FEATURES:

- Easy operation and long service life.
- Enabled with a male thread adapter design.
- Made with steel and tungsten alloy for superior performance.

CONCRETE HOLE SAW ROD M22




FEATURES:

- SDS plus shank.
- Easy to operate & High performance.
- Designed with sturdy and wear-resisted steel body.

SIZE IN MM	QTY. CTN.
300	20
430	20

VACUUM BRAZED WHEEL ROUND EDGE



SIZE	QTY. CTN.
75MMx15MM	50
75MMx20MM	50
75MMx25MM	50
75MMx30MM	50
75MMx35MM	50

VACUUM BRAZED WHEEL FRENCH BORDER



SIZE	QTY. CTN.
75MMx15MM	50
75MMx20MM	50
75MMx25MM	50
75MMx30MM	50
75MMx35MM	50

STEP DRILL BITS



FEATURES:

- Titanium-Nitride coated.
- Works efficiently on plastics and wooden.
- Combination of Speed, Sharpness, and Precision.

SIZE IN MM	QTY. CTN.
4-20	200
4-32	100
3 PCS SET (4-12, 4-20, 4-32)	50



TCT HOLE SAW GX



SIZE IN MM	QTY. CTN.
35	100

TCT HOLE SAW



FEATURES:

- Professional quality.
- Fit on drilling machines.
- For obtaining hinge pockets.

SIZE IN MM	QTY. CTN.
20	400
25	200
35	200

JIG SAW BLADE



FEATURES:

- Long service life.
- Fast curved cutting.
- Cutting for chip board plywood & plastic.

MODEL NO.	QTY. CTN.
T 144D (5 PCS. SET)	400
T 244D (5 PCS. SET)	400
T 101A0 (5 PCS. SET)	400

JIG SAW BLADE GOLD



FEATURES:

- Rugged design.
- Aggressive cutting.
- High-performing on straight and curve cutting.

MODEL NO.	QTY. CTN.
T 144D (20 PCS. SET)	100
T 244D (20 PCS. SET)	100

RECIPROCATING SAW BLADE



MODEL	SIZE (IN MM)	QTY. CTN.
S644D -For WOOD	150	200
S1531L-For WOOD	240	200

RECIPROCATING SAW BLADE



MODEL	SIZE (IN MM)	QTY. CTN.
S922BF For Metal	150	200

CARBON HOLE SAW



FEATURES:

- Convenient design.
- Safety and durable.
- Suitable for drill machine.

PACKING	SIZE IN MM	QTY. CTN.
6 PCS SET	32 38 51 54	60
12 PCS SET	19 22 29 32 38 44 51 64 76	30
16 PCS SET	19 22 29 32 38 44 51 64 76 89 102 127	20

LOCK INSTALLATION KIT



FEATURES:

- For latch hole.
- For large lockset hole.
- Excellent for fixing door locks..

LATCH HOLE	AUGER BIT	QTY. CTN.
2-1/8"(54MM)	7/8"(22MM)	100

WOOD FLAT BIT



FEATURES:

- High quality.
- Heat treated.
- Tempered steel.

SIZE IN MM	SIZE IN MM	QTY. CTN.
6	18	200
8	19	200
10	20	200
12	22	200
13	25	200
14	32	200
16	38	200
6 PCS SET (IN MM)	10-12-16 18-20-25	100

PLANER KNIFE XTRA POWER



LENGTH (IN MM)	WIDTH (IN MM)	HEIGHT (IN MM)	QTY. CTN.
9	30	3	60
10	30	3	60
12	30	3	60
13	30	3	60
15	30	3	60
18	30	3	60
24	30	3	60
10	30	6	60

FOUR SLOT WORKING DRILL



SIZE (IN MM)	QTY. CTN.
10x165MM	100
12x165MM	100
14x165MM	100
16x165MM	100
18x165MM	100
20x165MM	100
22x165MM	100
25x165MM	100

AUGER BIT XTRA POWER



SIZE (IN MM)	QTY. CTN.
8X230MM	200
10X230MM	200
12X230MM	200
14X230MM	150
16X230MM	100
18X230MM	100
20X230MM	100
22X230MM	60
25X230MM	60

ANNULAR CUTTER



SIZE	QTY. CTN.
12X50MM	50
14X50MM	50
16X50MM	50
18X50MM	50
20X50MM	50
22X50MM	50

CERAMIC DRILL BIT X3



SIZE (IN MM)	QTY. CTN.
6MM	200

CERAMIC DRILL BIT



FEATURES:

- Premium Quality.
- High quality cemented carbide bit.
- Applicable to stone, ceramic tile, solid wood, plywood, aluminum alloy, plastic & metal.

SIZE (IN MM)	QTY. CTN.
6.00	300
8.00	300
10.00	200
12.00	200

MASONRY DRILL BITS



FEATURES:

- Super-Quality Bits.
- Greater Durability.
- Highly Efficient Drilling.

SIZE (IN MM)	QTY. CTN.
5.00	500
6.50	500
8.00	500
10.00	200
12.00	200

HSS DRILL BITS



FEATURES:

- Premium quality.
- Can be used on metal, timber & plastics.
- Greater Cutting Speeds.

SIZE (IN INCHES)	SIZE (IN MM)	QTY. CTN.
3/32"	2.5MM	2000
1/8"	3.2MM	2000
9/64"	3.5MM	2000
5/32"	4.0MM	1000
3/16"	4.8MM	1000
7/32"	5.5MM	1000
1/4"	6.5MM	1000
9/32"	7.15MM	500
5/16"	8.0MM	500
3/8"	9.5MM	200
7/16"	11.1MM	100
1/2"	12.7MM	100

HSS DRILL BITS ECO



FEATURES:

- Greater Cutting Speeds.
- Along the object's length, the front edges cut the materials and twistings.

SIZE (IN INCHES)	SIZE (IN MM)	QTY. CTN.
5/64"	2.0MM	5000
3/32"	2.5MM	5000
7/64"	3.0MM	5000
1/8"	3.2MM	4000
9/64"	3.5MM	2500
5/32"	4.0MM	2500
11/64"	4.5MM	2000
3/16"	4.8MM	1500
13/64"	5.2MM	1000
7/32"	5.5MM	1000
1/4"	6.5MM	1000
9/32"	7.15MM	750
5/16"	8.0MM	500
3/8"	9.5MM	400
7/16"	11.1MM	200
1/2"	12.7MM	200

SCREW DRIVER BITS



SIZE	QTY. CTN.
25MM PH2 ⊕	120
50MM PH2 ⊕⊕	120
65MM PH2 ⊕⊕	120
65MM PH2/SL6 ⊕⊕	120
75MM PH2 ⊕⊕	120
100MM PH2 ⊕⊕	120
150MM PH2 ⊕⊕	120

FEATURES:

- Adjustable capacity.
- Convenient design.
- Safety and durable.

SCREW DRIVER BITS (HIGH TORQUE)



FEATURES:

- Fit best in screw caps.
- Suitable for decorating furniture, plastic, aluminum alloy, self tapping screws, drilling screws.

SIZE	QTY. CTN.
65MM PH2 ⊕⊕	120

HIGH TORQUE BITS GOLD



FEATURES:

- Gun metal grey finish.
- High-quality chrome vanadium steel.
- High strength industrial magnet.

SIZE	QTY. CTN.
65MM PH2 ⊕⊕	120
100MM PH2 ⊕⊕	120

TAMPER TORQUE BITS



FEATURES:

- Fatigue resistance.
- Fits best in screw caps.
- Made with TS2 material.

SIZE	QTY. CTN.
65MM PH2 ⊕⊕	100

SCREWDRIVER BITS WITH MAGNETIC RING



FEATURES:

- Extremely simple to use.
- Helps in holding screw for tight corners.
- Saves resources when used with electric drills.

SIZE IN MM	QTY. CTN.
65MM PH2 ⊕⊕	120

SCREWDRIVER BITS COMBINATION SET



FEATURES:

- Excellent quality.
- Used in power/cordless screwdrivers.
- Specifically made to suit the screw cap for convenience.

SIZE IN MM	QTY. CTN.
65MM PH2 ⊕⊕	250
100MM PH2 ⊕⊕	250

MAGNETIC NUT HOLDER



FEATURES:

- Gun metal grey finish.
- High-quality chrome vanadium steel.
- High strength industrial magnet.

SIZE	QTY. CTN.
8MM X 42MM	100
8MM X 65MM	100
10MM X 65MM	80

MAGNETIC NUT HOLDER GOLD



FEATURES:

- Strong magnetic.
- Cost-saving and long-lasting material.
- Use to retain nuts, bolts, and screws in the socket

SIZE	QTY. CTN.
8MM X 65MM	60

SDS ADAPTER



FEATURES:

- High quality adaptor.
- Perfect hot and strong treatment.
- Make all SDS drill more versatile.

SIZE	HARDNESS	QTY. CTN.
1/2" (13MM)X20UNF	HRC45-48	200

DRILL CHUCK KEY LESS



FEATURES:

- Fine finish, Precisely designed & Highly durable.
- Securely fastens cylindrical or hex shank drill bits.
- Easy and fast one-handed clamping without using a key.

SIZE	QTY. CTN.
10MMX24UNF	100
13MMX20UNF	50

DRILL CHUCK JT6



FEATURES:

- Long-lasting service & Excellent performance.
- Strong construction with high-quality raw materials.
- Precise thread chuck so that it can closely connect to the tool.

SIZE IN MM	QTY. CTN.
13MMXJT6	20

DRILL CHUCK



FEATURES:

- Perfect for holding drill bits.
- Greater rigidity and concentricity
- Suitable with reversing, impact, and SDS plus rotary hammer.

SIZE IN MM	QTY. CTN.
6MMX24UNF	100
10MMX24UNF	100
13MMX24UNF	50
10MMX20UNF	100
13MMX20UNF	50

TWISTED CUP BRUSH




SIZE	DIAMETER (IN MM)	THREAD	QTY. CTN.
3"(75MM)XM10	75	M10	100
3"(75MM)XM14	75	M14	100
4"(100MM)XM14	100	M14	50

TWISTED CUP BRUSH MX




SIZE	DIAMETER (IN MM)	THREAD	QTY. CTN.
3"(75MM)XM10	75	M10	100
4"(100MM)XM14	100	M14	60

TWISTED WHEEL BRUSH




SIZE	DIAMETER (IN MM)	THREAD	QTY. CTN.
115	115	22.00	50

CRIMPED CUP BRUSH MX




SIZE	DIAMETER (IN MM)	THREAD	QTY. CTN.
3"(75MM)XM10	75	M10	100
4"(100MM)XM14	100	M14	60

TWISTED BEVEL BRUSH



SIZE	DIAMETER (IN MM)	THREAD	QTY. CTN.
125	125	M14	40

CRIMPED BEVEL BRUSH



SIZE	DIAMETER (IN MM)	THREAD	QTY. CTN.
125	125	M14	50

CIRCULAR WHEEL BRUSH



SIZE	DIAMETER (IN MM)	BORE (INMM)	QTY. CTN.
150MM	150	32	40

NYLON BRUSH WITH SHANK



SIZE	DIAMETER (IN MM)	THREAD	QTY. CTN.
4"	100	M14	100



TILE CUTTER BLADE



FEATURES:

- Smooth performance.
- For hand tile cutter.
- Suitable for dry/wet cutting.

USE FOR

QTY. CTN.

16X6X3.00 MM	400
17X7X3.50MMXGOLD	400

GLASS SUCTION LIFTER



CUPS	QTY. CTN.
1 CUP	24
2 CUPS	20
3 CUPS	10

CAULKING GUN



FEATURES:

- Very easy to operate.
- Sealing up gaps or joints.
- Comfortable and fatigue-free operation.

MODEL NO.	WEIGHT	QTY. CTN.
CG 103	300GM	50
CG 203	310GM	50
CG 205	500GM	20
CG 206	650GM	20
CG 207	950GM	20
CG 303	425GM	50

GREASE GUN



FEATURES:

- Convenient and simple to use.
- Used for occasional greasing operations and Light commercial applications.

MODEL NO.	WEIGHT	QTY. CTN.
GG 505	1200GM	16

SPRAY GUN (XP - SG - 827)



FEATURES:

- These guns can be used to paint on any type of surface.

QTY./CTN.

10

SPECIFICATION

AIR PRESSURE	3BAR
AIR INLET	1/4"
AIR CONSUMPTION	15CFM
CAPACITY OF CUP	600ML

SPRAY GUN (XP - SG - 990)



- Easy hassle free usage with a better output

QTY./CTN.

20

SPECIFICATION

AIR PRESSURE	3.5BAR
AIR INLET	1/4"
AIR CONSUMPTION	08/10/11CFM
CAPACITY OF CUP	600ML

XP CHAIN BAR



SIZE	QTY. CTN.
18"	20
18" Gold	18
22"	20
22" Gold	18

Hi-MAX CHAIN BAR




SIZE	QTY. CTN.
CHAIN BAR 16"	20
CHAIN BAR 18"	20
CHAIN BAR 22"	20
CHAIN BAR 24"	20

XP TITANIUM SAW CHAIN



SIZE	QTY. CTN.
CHAIN 12"	80
CHAIN 16"	80
CHAIN 18"	80
CHAIN 22"	80
CHAIN 24"	80

XP SAW CHAIN



SIZE	QTY. CTN.
CHAIN 18"	80
CHAIN 22"	80

XP KICKBACK SAW CHAIN



SIZE	QTY. CTN.
CHAIN 18"	100
CHAIN 22"	100
CHAIN 24"	100

Hi-MAX SAW CHAIN



SIZE	QTY. CTN.
CHAIN 16"	80
CHAIN 18"	80
CHAIN 22"	80
CHAIN 22"	80
SEMI CHISEL	

STRAIGHT BITS



ITEM CODE	CUTTING (DIA(A))	CUTTING LENGTH	RADIUS (R)	CUTTING AREA	QTY. CTN.
XP 9501	4	8	-	8X4	200
XP 9502	6	15	-	15X12	200
XP 9503	8	20	-	20X8	200
XP 9504	10	20	-	20X10	200
XP 9505	12	20	-	20X12	200
XP 9506	12.7	20	-	20X12.7	200
XP 9507	15	20	-	20X15	200

STRAIGHT BITS 2" LONG



ITEM CODE	CUTTING (DIA(A))	CUTTING LENGTH	RADIUS (R)	CUTTING AREA	QTY. CTN.
XP 9503	8	50	-	50X8	200
XP 9504	10	50	-	50X10	200
XP 9505	12	50	-	50X12	200
XP 9506	12.7	50	-	50X12.7	200

CENTER OLOGO (THREAD BITS)



ITEM CODE	CUTTING (DIA(A))	CUTTING LENGTH	RADIUS (R)	CUTTING AREA	QTY. CTN.
XP 9937	18	11	9	18X11	100
XP 9938	20	12	10	20X12	100
XP 9939	24	13	11	24X13	100
XP 9940	30	14	---	---	100

OVOLO BITS



ITEM CODE	CUTTING (DIA(A))	CUTTING LENGTH	RADIUS (R)	CUTTING AREA	QTY. CTN.
XP 9031	21	10	4	6X6	100
XP 9032	25	12	6	8X8	100
XP 9033	29	14	8	10X10	100
XP 9034	33	16	10	12X12	100
XP 9035	37	18	12	15X15	100

COVE BEAD BITS



ITEM CODE	CUTTING (DIA(A))	CUTTING LENGTH	RADIUS (R)	CUTTING AREA	QTY. CTN.
XP 9041	25	8	4	6X6	100
XP 9042	29	10	6	8X8	100

OVOLO COVE PROFILE BITS



ITEM CODE	CUTTING (DIA(A))	CUTTING LENGTH	RADIUS (R)	CUTTING AREA	QTY. CTN.
XP 9052	37	18	5	15x15	100

ROMAN OGEE BITS



ITEM CODE	CUTTING (DIA(A))	CUTTING LENGTH	RADIUS (R)	CUTTING AREA	QTY. CTN.
XP 9082	37	16	5	15x15	200

RABBETING(SLOT BITS)



ITEM CODE	CUTTING (DIA(A))	CUTTING LENGTH	RADIUS (R)	CUTTING AREA	QTY. CTN.
XP 9092	35	6	-	6X12	100
XP 9093	35	8	-	8X12	100
XP 9094	35	9	-	9X12	100
XP 9095	35	10	-	10X12	100
XP 9096	35	12	-	12X12	100
XP 9097	35	15	-	15X12	100
XP 9098	35	20	-	20X12	100
XP 9099	35	25	-	25X12	100
XP 9100	35	30	-	30X12	100

CORE BOX ROUND BITS



ITEM CODE	CUTTING (DIA(A))	CUTTING LENGTH	RADIUS (R)	CUTTING AREA	QTY. CTN.
XP 9104	12	11	6	12x8	200

CHAMFER BITS



ITEM CODE	CUTTING (DIA(A))	CUTTING LENGTH	RADIUS (R)	CUTTING AREA	QTY. CTN.
XP 9401	29	10	45	---	100
XP 9402	37	16	45	---	100

CORNER BITS



ITEM CODE	CUTTING (DIA(A))	CUTTING LENGTH	RADIUS (R)	CUTTING AREA	QTY. CTN.
XP 0135	38	10	-	15X10	100
XP 0140	50	10	-	22X10	100
XP 0152	72	15	-	35X15	100

V TYPE SLOT CUTTER BITS



ITEM CODE	CUTTING (DIA(A))	CUTTING LENGTH	RADIUS (R)	CUTTING AREA	QTY. CTN.
XP 0934	12.7	12.7	-	12.7X12.7	200

FLUSH TRIM BITS



ITEM CODE	CUTTING (DIA(A))	CUTTING LENGTH	RADIUS (R)	CUTTING AREA	QTY. CTN.
XP 5002	8	20	----	8X8	200
XP 5003	10	25	----	8X10	200
XP 5004	13	25	----	8X12	200

STRAIGHT BITS 38MM



ITEM CODE	CUTTING (DIA(A))	CUTTING LENGTH	RADIUS (R)	CUTTING AREA	QTY. CTN.
XP 9504	10	20	-	20X10	200
XP 9505	12	20	-	20X12	200

ROUTER BITS



COUNTER PROFILE PANEL BIT 3PCS SET

QTY./CTN.
20 pcs



87 PCS SET

QTY./CTN.
4 pcs



12 PCS SET(OLD TYPE)

QTY./CTN.
20 pcs



12 PCS SET(NEW TYPE)

QTY./CTN.
20 pcs



TRIMMER BITS



FEATURES:

- Fast cutting and superior finishing.
- Sturdy Trimmer Bit with 6.35mm diameter.
- Cutting performance that is flawless and stable.

ITEM CODE	CUTTING (DIA(A))	CUTTING LENGTH	RADIUS (R)	CUTTING AREA	QTY. CTN.
XP 9401	29	10	45	—	200
XP 9501	4	8	—	8x4	200
XP 9502	6	15	—	15x12	200
XP 9503	8	20	—	20x8	200
XP 9904	10	20	—	20x10	200
XP 5002	8	20	—	8x8	200
XP 5003	10	25	—	8x10	200
XP 5004	13	25	—	8x12	200
XP-2	19	7.5	—	—	200
XP-15	12.7	10	--	--	200


TRIMMER BITS (6 PCS SET)



FEATURES:

- Durable For Long Life.
- Fast Cutting and Super Finish.
- Perfect and Stable Cutting Performance.

ITEM CODE	QTY. CTN.
XP-2	50
XP-4	
XP-5	
XP-10	
XP-11	
XP-15	



MEASURING TAPE



FEATURES:

- Handy in nature.
- Best tool for measurement.
- Permits one to measure around curves or corners.

MODEL NO.	MTR	WIDTH	QTY. CTN.
XP-MT-603	3MTR	16MM	200
XP-MT-605	5MTR	19MM	100

MEASURING TAPE WITH LOCK



FEATURES:

- Comes with locking system.
- This helps in making short and long distance measurements easier.
- Measuring tape is ideal for DIY, domestic and industrial use.

MODEL NO.	MTR	WIDTH	QTY. CTN.
XP-MT-803	3MTR	16MM	200
XP-MT-805	5MTR	19MM	100

POCKET MINI LEVEL



FEATURES:

- Aluminum Base.
- Strong Magnetic Base.
- 900 & 1800 Measurement.

MODEL NO.	SIZE	QTY. CTN.
XP-SL4	4"	300

TORPEDO LEVEL



FEATURES:

- Long magnetic strip.
- Strong Magnetic Base.
- 450 900 & 1800. Measurement.

MODEL NO.	SIZE	QTY. CTN.
XP-SL8	8"	200

SPIRIT LEVEL



FEATURES:

- Instant and accurate readings.
- Automatic retraction mechanism.
- Perfect for measuring short distances.

MODEL NO.	SIZE	TYPE	QTY. CTN.
XP-SL12Y	12"	NOT MAGNETIC	100
XP-SL12R	12"	MAGNETIC	100



XTRA POWER SUPER



FEATURES:

- Used for Wet Cutting.
- A razor-sharp blade for an extra smooth design.
- Best for stone, granite, marble, and other similar matter.

DIAMETER	ARBOR HOLE	TYPE	QTY. CTN.
110MM	20.00MM	9 SEG	240
110MM	20.00MM	16 SEG	240
110MM	20.00MM	RIM	240
125MM	20.00/22.23MM	9 SEG	100
150MM	20.00/22.23MM	12 SEG	100
350MM	50.00MM	24 SEG	10

XTRA POWER WALL CHASER BLADE



FEATURES:

- Super sharp blade for optimum cut.
- Highly durable even after frequent use.
- Can be used for creating joinery, grooves, and more such slots.

DIAMETER	ARBOR HOLE	TYPE	QTY. CTN.
133MM	22.23MM	9 SEG	100
135MM	22.23MM	12 SEG	100
156MM	22.23MM	9 SEG	100

XP BLACK



FEATURES:

- Super sharp blade for optimum cut.
- Highly durable even after frequent use.
- Can be used for creating joinery, grooves, and more such slots.

DIAMETER	ARBOR HOLE	TYPE	QTY. CTN.
110MM	20.00MM	RIM	200
110MM	20.00MM	10 SEG	200
110MM	20.00MM	TURBO	200

XP X1



FEATURES:

- The marble blade is a top-notch diamond saw blade designed specifically for cutting marble, tiles, stone, brick, and granite.
- The design of the blade minimizes vibrations and noise during operation, providing a smooth and comfortable cutting experience.



DIAMETER	ARBOR HOLE	TYPE	QTY. CTN.
110MM	20.00MM	9 SEG	240
110MM	20.00MM	RIM	240
125MM	20.00/22.23MM	9 SEG	100
150MM	22.23MM	12 SEG	100
180MM	22.23MM	SEG	50
200MM	22.23MM	SEG	50
250MM	25.40MM	SEG	25
300MM	50MM	SEG	10
350MM	50MM	SEG	10
400MM	50MM	SEG	10
450MM	50MM	SEG	10
500MM	50MM	SEG	10
600MM	50MM	SEG	5

XP DOUBLE ROW CUP WHEEL



FEATURES:

- Used for Wet Cutting.
- A razor-sharp blade for an extra smooth design.
- Best for stone, granite, marble, and other similar matter.

DIAMETER	ARBOR HOLE	TYPE	QTY. CTN.
100MM	20.00MM	RIM	50
100MM	20.00MM	SEG	50
125MM	20.00MM	RIM	50
125MM	20.00MM	SEG	50
125MM	22.23MM	SEG	50
180MM	20/22.23MM	RIM	20
180MM	20/22.23MM	SEG	20

XP CUP WHEEL



FEATURES:

- Super sharp blade for optimum cut.
- Highly durable even after frequent use.
- Can be used for creating joinery, grooves, and more such slots.



DIAMETER	ARBOR HOLE	TYPE	QTY. CTN.
80MM	20.00MM	RIM	100
80MM	20.00MM	SEG	100
80MM	20.00MM	TURBO	100
100MM	20.00MM	RIM	100
100MM	20.00MM	SEG	100
100MM	20.00MM	TURBO	100

XP X10 CONCRETE



DIAMETER	ARBOR HOLE	TYPE	QTY. CTN.
110MM	20.00MM	SEG	240
125MM	22.23MM	SEG	240

XP X10




DIAMETER	ARBOR HOLE	TYPE	QTY. CTN.
110MM	20.00MM	RIM	240
110MM	20.00MM	SEG	240
125MM	22.23MM	SEG	240
125X10MM	22.23MM	SEG	240

XP X10 CERAMIC



DIAMETER	ARBOR HOLE	TYPE	QTY. CTN.
110MM	20.00MM	SEG	240
125MM	22.23MM	SEG	240

XP X10 THIN TURBO



DIAMETER	ARBOR HOLE	TYPE	QTY. CTN.
110MM	20.00MM	TURBO	240
125MM	22.23MM	TURBO	240

XP 211



DIAMETER	ARBOR HOLE	TYPE	QTY. CTN.
110MM	20.00MM	SEG	200

XP GOLD



DIAMETER	ARBOR HOLE	TYPE	QTY. CTN.
110MM	20.00MM	SEG	200

XP BLUE



DIAMETER	ARBOR HOLE	TYPE	QTY. CTN.
105	20.00MM	6 SEG	200
125	22.23MM	9 SEG	200

XP ZERO CHIPPING



DIAMETER	ARBOR HOLE	TYPE	QTY. CTN.
110MM	20.00MM	RIM	200
110MM	20.00MM	SEG	200

XP NANO



DIAMETER	ARBOR HOLE	TYPE	QTY. CTN.
105MM	20.00MM	RIM WITH LASER SLOT	200

XP GRANITE PLUS



DIAMETER	ARBOR HOLE	TYPE	QTY. CTN.
110MM	20.00MM	SEG	200

XP SUPER THIN TURBO



DIAMETER	ARBOR HOLE	TYPE	QTY. CTN.
110MM	20.00MM	TURBO	240

XP ULTRATHIN RIM



DIAMETER	ARBOR HOLE	TYPE	QTY. CTN.
110MM	20.00MM	RIM	240

XP PRO



DIAMETER	ARBOR HOLE	TYPE	QTY. CTN.
110MMX9MM	20.00MM	9 SEG	200
125MMX10MM	22.23MM	9 SEG	100
150MMX10MM	22.23MM	12 SEG	100

XP PRO CERAMIC




DIAMETER	ARBOR HOLE	TYPE	QTY. CTN.
110MM	20.00MM	SEG	200

XP PRO TURBO



DIAMETER	ARBOR HOLE	TYPE	QTY. CTN.
110MM	20.00MM	SEG	240

XP FLAT CUP WHEEL



DIAMETER	ARBOR HOLE	TYPE	QTY. CTN.
105MM	20.00MM	TURBO & RIM	120

XP CERAMIC



DIAMETER	ARBOR HOLE	TYPE	QTY. CTN.
110MM	20.00MM	9 SEG	240

XP ELITE CUT



DIAMETER	ARBOR HOLE	TYPE	QTY. CTN.
110MM	20.00MM	RIM	100
180MM	22.23MM	RIM	50

CONCRETE LASER WELDED BLADES



FEATURES:

- Crafted with laser-technology.
- Works best on the Concrete surface.
- Equipped with faster cutting efficiency.

DIAMETER	ARBOR HOLE	TYPE	QTY. CTN.
305MM	25.40MM	21 SEG	10
355MM	25.40MM	24 SEG	10
405MM	25.40MM	28 SEG	5
450MM	50.00MM	32 SEG	5
500MM	50.00MM	35 SEG	5
600MM	50.00MM	42 SEG	2

CONCRETE TUCK POINT




FEATURES:

- High power performance for the desired outcome.
- Used for various operations on concrete, especially Tuckpointing.
- For repairing cracks, joint cutting, tuckpointing and grooving on concrete.

DIAMETER	ARBOR HOLE	TYPE	QTY. CTN.
125MM	22.23MM	9 SEG	25
180MM	22.23MM	14 SEG	20
205MM	22.23MM	14 SEG	10
255MM	22.23MM	18 SEG	5
305MM	25.40MM	18 SEG	3
355MM	50.00MM	21SEG	3

CONCRETE BLADE T TYPE



DIAMETER	ARBOR HOLE	TYPE	QTY. CTN.
115MM	22.23MM	10T	200
125MM	22.23MM	10T	200
180MM	22.23MM	10T	50

CRACK WHEEL



DIAMETER	ARBOR HOLE	TYPE	QTY. CTN.
100MM	20.00MM	U TYPE	50
100MM	20.00MM	V TYPE	50

VACUUM BRAZED BLADE UNIVERSAL BLADE




FEATURES:

- For multi purpose blade.
- Smooth performance.
- Suitable for dry/wet cutting.

SIZE (IN MM)	BORE SIZE (IN MM)	QTY. CTN.
110	20.00	100

VACUUM WELDED MULTI PURPOSE BLADE



FEATURES:

- Less debris.
- High-quality diamond material.
- Universal for a wet and dry cut.

SIZE (IN MM)	BORE SIZE (IN MM)	QTY. CTN.
105	20.00	100
125	20.00	100
355	50.00	10

SAND STONE SPECIAL



DIAMETER	ARBOR HOLE	TYPE	QTY. CTN.
110MM	20.00MM	10SEG	200
125MM	20.00MM	9SEG	100
150MM	20.00/22.23MM	12SEG	100

GLASS CUTTING BLADE



FEATURES:

- High efficiency.
- Long service life.
- Smooth and fast cutting.

SIZE (IN MM)	TYPE	QTY. CTN.
4"	20.00	200

FOR GRANITE (HOT PRESS)



DIAMETER	ARBOR HOLE	TYPE	QTY. CTN.
110MM	20.00MM	10SEG	200
125MM	20.00MM	9SEG	200
150MM	20.00/22.23MM	12SEG	100

B&P BLADES



DIAMETER	ARBOR HOLE	TYPE	QTY. CTN.
110MM	20.00MM	8SEG	200
110MM	20.00MM	RIM	200

REWOP BLADES



FEATURES:

- Outstanding Cutting Performance.
- High Application Versatility, and Durability.
- For cutting grooving on marble, granite, ceramic tile, and concrete, used the manual cutting machine.

DIAMETER	ARBOR HOLE	TYPE	QTY. CTN.
110MM	20.00MM	9SEG	200
110MM	20.00MM	10SEG	200
110MM	20.00MM	16SEG	200
110MM	20.00MM	RIM	200
125MM	20.00/22.23MM	9SEG	100
125MM	20.00/22.23MM	RIM	100
150MM	20.00/22.23MM	12SEG	100
150MM	20.00/22.23MM	RIM	100
180MM	22.23MM	14SEG	50
180MM	22.23MM	RIM	50
200MM	25.40MM	14SEG	50
250MM	50.00MM	18SEG	25
300MM	50.00MM	22SEG	10
350MM	50.00MM	24SEG	10

FAST CUT BLADES



FEATURES:

- Outstanding cutting performance.
- Smoothly cutting without chipping.
- Cutting granite, marble, sandstone, and various stones.

DIAMETER	ARBOR HOLE	TYPE	QTY. CTN.
110MM	20.00MM	9SEG	200
110MM	20.00MM	10SEG	200
110MM	20.00MM	16SEG	200
110MM	20.00MM	RIM	200
125MM	20.00/22.23MM	9SEG	100
125MM	20.00/22.23MM	RIM	100
150MM	20.00/22.23MM	12SEG	100
150MM	20.00/22.23MM	RIM	100
180MM	22.23MM	14SEG	50
180MM	22.23MM	RIM	50
200MM	25.40MM	14SEG	50
250MM	50.00MM	18SEG	25
300MM	50.00MM	22SEG	10
350MM	50.00MM	24SEG	10

LASER CUT BLADES



FEATURES:

- Robust and Durable due to solid built.
- Laser Cut blade for sharper performance.
- Single type ideal for rough grinding and wall surfaces.

DIAMETER	ARBOR HOLE	TYPE	QTY. CTN.
110MM	20.00MM	9SEG	200
125MM	20.00MM	9SEG	100
125MM	20.00MM	RIM	100
150MM	22.23MM	12SEG	100
150MM	22.23MM	RIM	100
180MM	22.23MM	14SEG	50
180MM	22.23MM	RIM	50
200MM	25.40MM	14SEG	50
250MM	50.00MM	18SEG	25
300MM	50.00MM	22SEG	10
350MM	50.00MM	24SEG	10

AWANT BLADES



FEATURES:

- Faster cutting performance.
- Sharp diamond-studded edges for a smooth result.
- Works effortlessly on marble, granite, ceramics etc.



DIAMETER	ARBOR HOLE	TYPE	QTY. CTN.
155MM	22.23MM	SEG	50
185MM	22.23MM	SEG	50
205MM	25.40MM	SEG	40
255MM	50.00MM	18 SEG	25
305MM	50.00MM	SEG	10
355MM	50.00MM	24 SEG	10
405MM	50.00MM	28 SEG	10
455MM	50.00MM	32SEG	10
500MM	50.00MM	35SEG	10

AWANT CERAMIC BLADES



FEATURES:

- Outstanding cutting performance.
- Smoothly cutting without chipping.
- Cutting granite, marble, sandstone, and various stones.

DIAMETER	ARBOR HOLE	TYPE	QTY. CTN.
125MM	22.23MM	9SLOT	100
150MM	22.23MM	12SLOT	100
200MM	20.00/30.00MM	14SLOT	50
200MM	20.00/30.00MM	RIM	50
250MM	20.00/30.00MM	16SLOT	25
250MM	20.00/30.00MM	RIM	25
300MM	30.00/50.00MM	22SLOT	10
300MM	30.00/50.00MM	RIM	10
350MM	30.00/50.00MM	24SLOT	10
350MM	30.00/50.00MM	RIM	10

AWANT USTAAD (SILVER BRAZED)




FEATURES:

- Faster cutting performance.
- Sharp diamond-studded edges for a smooth result.
- Works effortlessly on marble, granite, ceramics etc.



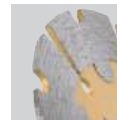
DIAMETER	ARBOR HOLE	TYPE	QTY. CTN.
355MM	50.00MM	SEG	10
400MM	25.40/50MM	SEG	5

AWANT MAX




DIAMETER	ARBOR HOLE	TYPE	QTY. CTN.
110MM	20.00MM	RIM	200
110MM	20.00MM	SEG	200

AWANT WALL EXPERT



DIAMETER	ARBOR HOLE	TYPE	QTY. CTN.
114MM	20.00MM	SEG	200

AWANT MAGIC



DIAMETER	ARBOR HOLE	TYPE	QTY. CTN.
110MM	20.00MM	RIM	200
110MM	20.00MM	SEG	200

AWANT USTAAD




DIAMETER	ARBOR HOLE	TYPE	QTY. CTN.
114MM	20.00MM	RIM	200
114MM	20.00MM	SEG	200
125MM	22.23MM	SEG	200

AWANT SUPERDRY




DIAMETER	ARBOR HOLE	TYPE	QTY. CTN.
114MM	20.00MM	SEG	200

AWANT SIGNATURE



DIAMETER	ARBOR HOLE	TYPE	QTY. CTN.
114MM	20.00MM	TURBO	200

AWANT SEG TURBO



DIAMETER	ARBOR HOLE	TYPE	QTY. CTN.
110MM	20.00MM	TURBO	200

AWANT CONCRETE



DIAMETER	ARBOR HOLE	TYPE	QTY. CTN.
110MM	20.00MM	TURBO	180

AWANT WHITE



DIAMETER	ARBOR HOLE	TYPE	QTY. CTN.
114MM	20.00MM	SEG	200

AWANT EXTRA STRONG



DIAMETER	ARBOR HOLE	TYPE	QTY. CTN.
114MM	20.00MM	SEG	200

AWANT DESIGN



DIAMETER	ARBOR HOLE	TYPE	QTY. CTN.
110MM	20.00MM	SEG	200

AWANT CERAMICA



DIAMETER	ARBOR HOLE	TYPE	QTY. CTN.
110MM	20.00MM	SEG	200

AWANT SUPERMO



DIAMETER	ARBOR HOLE	TYPE	QTY. CTN.
114MM	20.00MM	SEG	200

AWANT FLAT WHEEL



DIAMETER	ARBOR HOLE	TYPE	QTY. CTN.
110MM	20.00MM	TURBO	180

AWANT SUMO




DIAMETER	ARBOR HOLE	TYPE	QTY. CTN.
114MM	20.00MM	RIM	240
114MM	22.23MM	SEG	240
125MM	22.23MM	SEG	240
355MM	22.23MM	SEG	10

AWANT DRY CUTTING



DIAMETER	ARBOR HOLE	TYPE	QTY. CTN.
150MM	22.23MM	SEG	50
205MM	22.23MM	SEG	40
255MM	22.23MM	SEG	25

CERAMIC BLADE WITH COPPER WASHER



FEATURES:

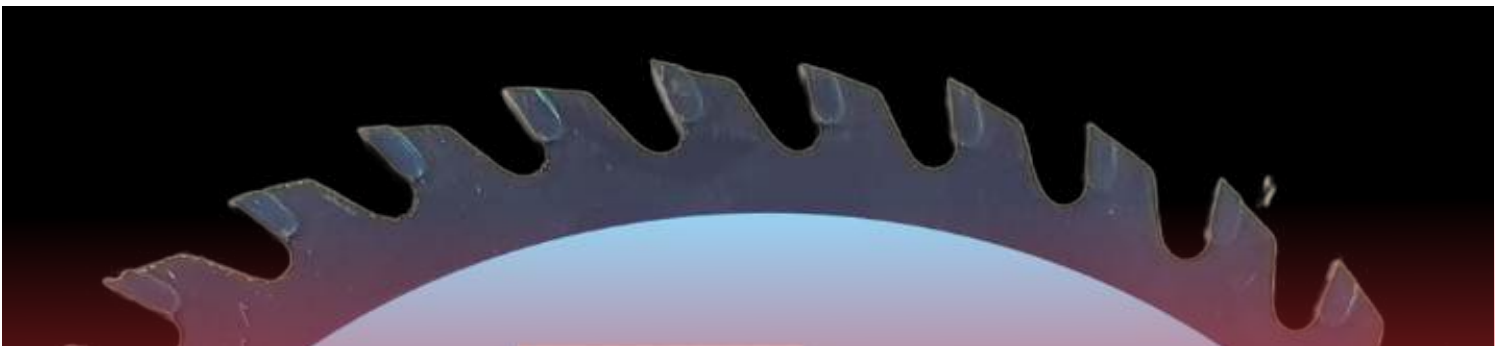
- Outstanding cutting performance.
- Smoothly cutting without chipping.
- Cutting granite, marble, sandstone, and various stones.

DIAMETER	ARBOR HOLE	TYPE	QTY. CTN.
200MM	30MM	14SLOT	100
200MM	30MM	RIM	100
250MM	30MM	16SLOT	50
250MM	30MM	RIM	50
300MM	50MM	22SLOT	25
300MM	50MM	RIM	25
350MM	50MM	24SLOT	10
350MM	50MM	RIM	10


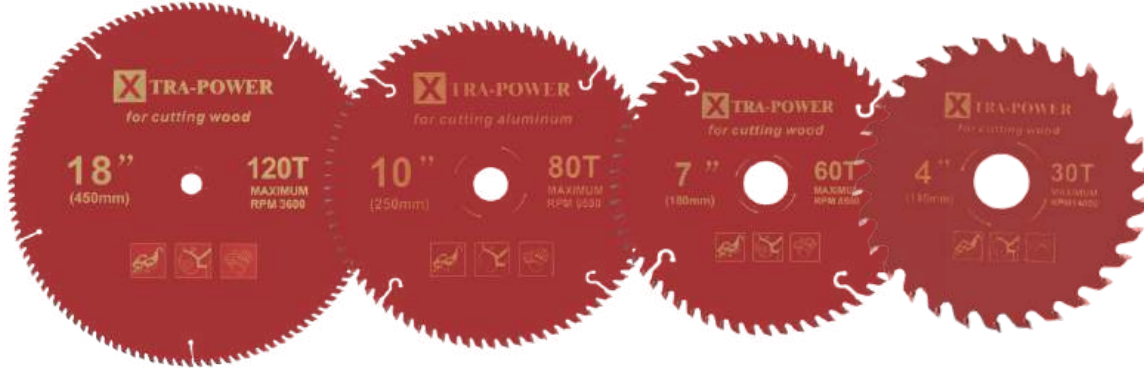
TCT SAW BLADE BLUE LINE



SIZE	DIAMETER (IN MM)	BLADE TEETH	BORE SIZE (IN MM)	THICKNESS (IN MM)	QTY. CTN.
4" X 30T	110	30T	20.00	1.80	200
4" X 40T	110	40T	20.00	1.80	200
5" X 30T	125	30T	20.00	2.00	200
5" X 40T	125	40T	20.00	2.00	200
6" X 40T	150	40T	25.40	2.00	50
7" X 40T	180	40T	25.40	2.20	50
7" X 60T	180	60T	25.40	2.20	50
8" X 40T	200	40T	25.40	2.40	50
8" X 60T	200	60T	25.40	2.40	50
10" X 40T	250	40T	25.40	3.00	35
10" X 60T	250	60T	25.40	3.00	30
12" X 40T	300	40T	25.40	3.20	20
12" X 60T	300	60T	25.40	3.20	20
14" X 60T	350	60T	25.40	3.40	10
FOR ALUMINIUM					
10" X 80T	250	80T	25.40	3.00	30
10" X 100T	250	100T	25.40	3.00	30
10" X 120T	250	120T	25.40	3.00	30
12" X 100T	300	100T	25.40	3.00	20
12" X 120T	300	120T	25.40	3.00	20
14" X 100T	350	100T	25.40	3.00	10
14" X 120T	350	120T	25.40	3.00	10



XTRA POWER TCT SAW BLADE



SIZE	DIAMETER (IN MM)	BLADE TEETH	BORE SIZE (IN MM)	THICKNESS (IN MM)	QTY. CTN.
4" X12T	110	12T	20.00	2.00	100
4" X 30T	110	30T	20.00	2.00	100
4" X 40T	110	40T	20.00	2.00	100
5" X 12T	127	12T	20.00	2.00	100
5" X 30T	127	30T	20.00	2.00	100
5" X 40T	127	40T	20.00	2.00	100
6" X 40T	150	40T	25.40	2.30	50
6" X 60T	150	60T	25.40	2.30	50
7" X 40T	180	40T	25.40	2.30	50
7" X 60T	180	60T	25.40	2.30	50
8" X 40T	200	40T	25.40	2.60	50
8" X 60T	200	60T	25.40	2.60	50
10" X 40T	250	40T	25.40	2.80	25
10" X 60T	250	60T	25.40	2.80	25
10" X 80T	250	80T	25.40	2.80	25
10" X 100T	250	100T	25.40	2.80	25
12" X 40T	300	40T	25.40	3.20	10
12" X 60T	300	60T	25.40	3.20	10
12" X 80T	300	80T	25.40	3.20	10
12" X 100T	300	100T	25.40	3.20	10
14" X 40T	350	40T	25.40	3.20	10
14" X 60T	350	60T	25.40	3.20	10
14" X 80T	350	80T	25.40	3.20	10
14" X 100T	350	100T	25.40	3.20	10
16" X 60T	400	60T	25.40	3.40	10
16" X 80T	400	80T	25.40	3.40	10
16" X 100T	400	100T	25.40	3.40	10
16" X 120T	400	120T	25.40	3.40	10
18" X 100T	450	100T	25.40	3.50	5
18" X 120T	450	120T	25.40	3.50	5
20" X 100T	500	100T	25.40	3.50	5
20" X 120T	500	120T	25.40	3.50	5
24" X 100T	600	100T	25.40	3.50	5
24" X 120T	600	120T	25.40	3.50	5
FOR ALUMINIUM					
10" X 80T	250	80T	25.40	2.80	25
10" X 100T	250	100T	25.40	2.80	25
10" X 120T	250	120T	25.40	2.80	25
12" X 80T	300	80T	25.40	3.20	10
12" X 100T	300	100T	25.40	3.20	10
12" X 120T	300	120T	25.40	3.20	10
14" X 80T	350	80T	25.40	3.20	10
14" X 100T	350	100T	25.40	3.20	10
14" X 120T	350	120T	25.40	3.20	10

XTRA POWER GOLD TCT SAW BLADE



SIZE	DIAMETER (IN MM)	BLADE TEETH	BORE SIZE (IN MM)	THICKNESS (IN MM)	QTY. CTN.
4" X 30T	110	30T	20.00	1.80	200
4" X 40T	110	40T	20.00	1.80	200
5" X 30T	125	30T	20.00	1.80	200
5" X 40T	125	40T	20.00	1.80	200
6" X 40T	150	40T	25.40	2.00	50
7" X 40T	180	40T	25.40	2.20	50
7" X 60T	180	60T	25.40	2.20	50
8" X 40T	200	40T	25.40	2.20	50
8" X 60T	200	60T	25.40	2.20	50
10" X 40T	250	40T	25.40	2.60	25
10" X 60T	250	60T	25.40	2.60	25
12" X 40T	300	40T	25.40	2.60	10
12" X 60T	300	60T	25.40	2.60	10
14" X 60T	350	60T	25.40	2.80	10

Features:

- Increase line time.
- Carbide tips attached to teeth.
- Stay sharp for much longer time.



XTRA POWER X2 TCT SAW BLADE



SIZE	DIAMETER (IN MM)	BLADE TEETH	BORE SIZE (IN MM)	THICKNESS (IN MM)	QTY. CTN.
4" X 30T	110	30T	20.00	2.00	100
4" X 40T	110	40T	20.00	2.00	100
5" X 30T	125	30T	20.00	2.30	100
5" X 40T	125	40T	20.00	2.30	100



Crafted sharply for a cutting edge

AWANT TCT SAW BLADE



SIZE	DIAMETER (IN MM)	BLADE TEETH	BORE SIZE (IN MM)	THICKNESS (IN MM)	QTY. CTN.
4" X 30T	110	30T	20.00	2.00	200
4" X 40T	110	40T	20.00	2.00	200
5" X 30T	125	30T	20.00	2.00	200
5" X 40T	125	40T	20.00	2.00	200
6" X 40T	150	40T	25.40	2.20	100
7" X 40T	180	40T	25.40	2.40	50
7" X 60T	180	60T	25.40	2.40	50
8" X 40T	200	40T	25.40	2.40	50
8" X 60T	200	60T	25.40	2.40	50
10" X 40T	250	40T	25.40	3.00	25
10" X 60T	250	60T	25.40	3.00	25
12" X 40T	300	40T	25.40	3.00	10
12" X 60T	300	60T	25.40	3.00	10
14" X 60T	350	60T	25.40	3.00	10



XTRA POWER SDS PLUS DRILL BITS



Bit Length (IN MM)	QTY./CTN.										
	110	160	210	260	310	350	460	600	800	1000	
4	500	-	-	-	-	-	-	-	-	-	-
5	500	200	-	-	-	-	-	-	-	-	-
5.5	500	200	-	-	-	-	-	-	-	-	-
6	500	200	100	100	-	-	-	-	-	-	-
6.5	500	200	-	-	-	-	-	-	-	-	-
8	500	200	100	100	50	50	-	-	-	-	-
10	500	200	100	100	50	50	50	-	-	-	-
12	500	200	100	100	50	50	50	20	25	25	-
13	500	200	100	-	-	50	-	-	-	-	-
14		200	100	100	50	50	50	20	25	25	-
15		200	-	-	-	-	-	-	-	-	-
16		100	100	100	50	50	50	20	25	25	-
18		100	50	50	50	50	20	20	-	-	-
19		-	50	50	-	50	20	-	-	-	-
20		100	50	50	50	50	20	20	-	-	-
22			50	50	-	50	20	-	-	-	-
25			50	50	50	50	20	20	-	-	-
32				10		10	-	-	-	-	-

XTRA POWER SDS MAX DRILL BITS




Bit Length (IN MM)				
	QTY./CTN.			
DIAMETER (IN MM)				
12	25	-	25	-
14	25	-	25	-
15	25	-	25	-
16	25	-	25	-
18	25	-	25	-
20	25	-	25	-
22	25	-	25	-
24	25	-	25	-
25	25	-	25	-
28	20	-	10	-
30	20	-	10	-
32	10	-	10	-
35	-	-	5	-
38	-	5	-	5
40	-	-	-	5

XTRA POWER SDS PLUS CROSS TIP BITS




Bit Length (IN MM)	110	160
DIAMETER (IN MM)	QTY./CTN.	
5.00	200	200
5.50	200	200
6.00	200	200
6.50	200	200
8.00	200	200
10.00	200	200
12.00	200	200
14.00	-	200
16.00	-	200

XTRA POWER CHISELS



	QTY. CTN.
SDS PLUS CHISEL	
14 X 250 POINTED	50
14 X 250 FLAT	50
HEXAGON SHANK CHISEL	
17 X 280 POINTED	50
17 X 280 FLAT	50
17 X 380 POINTED	25
17 X 380 FLAT	25
17 X 450 POINTED	25
17 X 450 FLAT	25
SDS MAX CHISEL	
18 X 400 POINTED	25
18 X 400 FLAT	25
18 X 480 POINTED	25
18 X 480 FLAT	25
18 X 600 POINTED	20
18 X 600 FLAT	20
PH65A CHISEL	
30 X 410 POINTED	10
30 X 410 FLAT	10



DISCLAIMER: The images used in this catalogue are for reference and for the illustration purpose only, actual product may vary slightly in terms of colour, design and packaging.



X **TRA-POWER**®

www.xtrapowertools.com



Regd. Office: Plot No. 394, Udyog Vihar, Phase III,
Gurugram - 122016, Haryana, India